

TRICO

HEAVY DUTY PARTS CATALOG



WINDSHIELD WIPER PARTS and WASHERS for TRUCKS

ROME TRUCK PARTS, INC. • 241 Dempsey Road • Rome, Georgia 30161
Fax 706-234-6292 Watts 1-800-284-4345 Georgia 706-295-4345

INDEX

WIPER ARMS

73 Series Adjustable	5
Knurled Shaft	6
Parallelogram	6
Flat Taper Shaft	6-9
Flat Taper Tubular	9
Special Heavy Duty Arms	9-10
New Family Wiper Arms	11

WIPER BLADES

38 Series (Black)	3
HF Series (for Flat Shield)	3
61 Series (for Flat Shield)	4
63 Series (for Curved Shield)	4
64 & 65 Series (for Curved Shield)	4

WIPER BLADE REFILLS

71 and 72 Series	5
------------------------	---

WINTER WIPER BLADES

66 Series	4
-----------------	---

WIPER CONTROLS

For Folberth (Air Pressure)	15
For APMS, APMH and APMP	15
Control Parts	16

HOSE

Multi-Purpose and Fuel Line	18-19
Connection Parts Assortment	17
Merchandising Display (D-313)	19

WIPER MOTORS

FPDP Power Unit	12
Breakdown APMS, APMP	15
Breakdown FPDP, FPHP	12
Breakdown FSV, FSVH, FSC, FSCH	14
Bushings	14
Gears	16
Head Kits	16
Shafts	13

WINDSHIELD WASHERS

Lever Jet	17
Air Pressure	17
Electromatic	18
Controls	18
Nozzles	18

PARTS APPLICATION

By Year Make and Model	20-31
------------------------------	-------

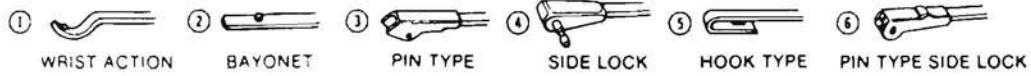
PARTS INTERCHANGEABILITY

Lists (O.E. Number to Trico)	32-36
------------------------------------	-------

Windshield Wiper BLADES



TRICO BLADES FIT ALL WIPER ARM TYPES



38 SERIES FOR CURVED SHIELDS


BLACK FINISH



STANDARD PKG. 5

BLADE	FITS
38-130 (13")	2, 5
38-150 (15")	2
38-160 (16")	2, 4, 5
38-180 (18")	2, 4, 5
38-200 (20")	2, 4, 5, 6

HF SERIES (Available Until Factory Stock is Depleted)



FOR FLAT SHIELDS

STANDARD PKG. 5

HF-12	12"	Re-order 61-120 (M-874-42TM)
HF-14	14"	Re-order 61-140 (M874-44TM)
HF-16	16"	Re-order 61-160 (M874-46TM)
HF-17	17"	Re-order 61-170 (M874-57TM)
HF-18	18"	Re-order 61-180 (M874-47TM)
HF-19	19"	Re-order 61-190 (M874-74TM)
HF-20	20"	Re-order 61-200 (M874-68TM)
HF-21	21"	Re-order 61-210 (M874-73TM)



Windshield Wiper BLADES

COMMERCIAL
PARTS
IDENTIFICATION

61-SERIES



FOR FLAT SHIELDS

STANDARD PKG. 5

61-100 (M874-40TM)	10"	61-170 (M874-57TM)	17"
61-110 (M874-41TM)	11"	61-180 (M874-47TM)	18"
61-120 (M874-42TM)	12"	61-190 (M874-84TM)	19"
61-130 (M874-55TM)	13"	61-200 (M874-68TM)	20"
61-140 (M874-44TM)	14"	61-210 (M874-73TM)	21"
61-150 (M874-45TM)	15"	61-220 (M874-87TM)	22"
61-160 (M874-46TM)	16"		

63 SERIES



FOR CURVED SHIELDS

STANDARD PKG. 5

63-120 (RB-212)	12"	63-180 (RB-218)	18"
63-140 (RB-214)	14"	63-200 (RB-218)	20"
63-160 (RB-216)	16"	63-181 (J90930-147TM)	18"

64 and 65 SERIES



FOR CURVED SHIELDS

STANDARD PKG. 5

64-160 (PR-216)	16"	64-200 (PR-220)	20"
64-180 (PR-218)	18"	65-200 (PRL-220■)	20"
65-220 (PRL-222)	■ FITS Side Lock Arms		22"

66 SERIES

WINTER WIPER BLADES



Trico's Rubber Booted Blade

STANDARD PKG. 5

66-110 (AR-211)*	11"	66-150 (AR-215)	15"
66-130 (AR-213)	13"	66-180 (AR-218)	18"

*AVAILABLE UNTIL FACTORY STOCK IS DEPLETED



A new rubber wiper element supported by a stainless steel bacing strip which restores original equipment wipe quality to a refillable superstructure.

71 SERIES FOR TRICO BLADES FITS - 63 SERIES BLADES



STANDARD PKG. 5

71-140 (RF-214)	14"	71-180 (RF-218) <small>also use with 90930-147TM Blade</small>	18"
71-160 (RF-216)	16"	71-200 (RF-220)	20"

72 SERIES FOR TRICO BLADES FITS — 64 & 65 SERIES



STANDARD PKG. 5

72-160 (PF-216)	16"	72-200 (PF-200)	20"
72-180 (PF-218)	18"	72-220 (PF-222)	22"

Special Refill

STANDARD PKG. 5

42-260 (LP-226)	26"	For GMC Astro: Chev. Titan
-----------------	-----	----------------------------

73 SERIES ADJUSTABLE WIPER ARMS

ARM NUMBER	STANDARD PKG.	ADJUSTMENT
73-300 (AL-300)	5	14" to 18"
73-303 (AL-300-3)	1	10¼" to 14¾"

FOR KNURLED DRIVER



ARM NUMBER	STANDARD PKG.	ADJUSTMENT
73-301 (AL-300-1)	1	¾" Large Driver 12½" to 16½"
73-302 (AL-300-2)	1	½" Large Driver 12½" to 16½"

† AVAILABLE IN MULTIPLES OF 10 ONLY § THESE PARTS INCLUDED IN ARM PACKAGE

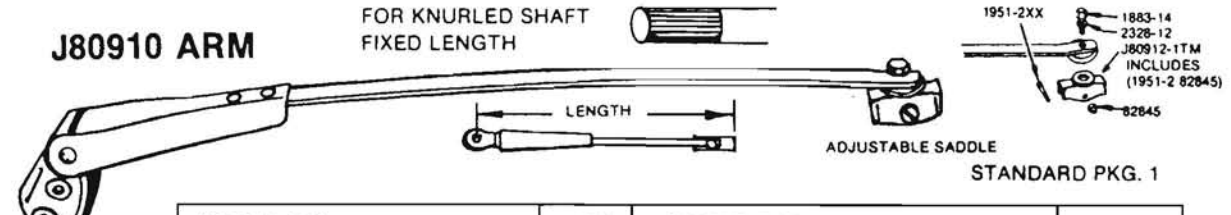


Windshield Wiper Arms

COMMERCIAL
PARTS
IDENTIFICATION

J80910 ARM

FOR KNURLED SHAFT
FIXED LENGTH



SCREWS
77519-24
77519-18


81624-10

J80910-63†	10"	J80910-74†	15"
J80910-67†	11"	J80910-75†	16"
J80910-71†	12"	J80910-76†	17"
J80910-72†	13"	J80910-79†	18"
J80910-77†	14"	J80910-115†	20"

†AVAILABLE UNTIL FACTORY STOCK IS DEPLETED

J82126 ARM

FOR PARALLELOGRAM WIPERS

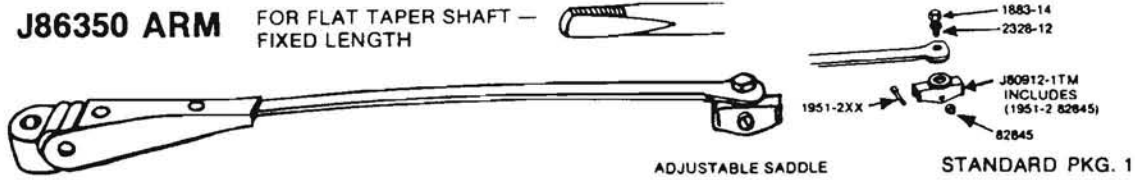


	LENGTH	OZ. LOAD		LENGTH	OZ. LOAD
J82126-17•	23.41"	41-47	J82126-119	19.46"	25-29
J82126-74	15.00"	16-20	J82126-122	21.49"	21-24
J82126-75	16.00"	16-20	J82126-136	18.59"	32-36
J82126-77	14.00"	29-34	J82126-139	22.50"	24-28
J82126-110	22.00"	35-41	J82126-217	24.00"	45-51
J82126-114	18.44"	31-35	J82126-318	16.74"	33-39
J82126-115	20.00"	29-33	J82126-332	22.37"	34-40
J82126-117	24.00"	34-38	J82126-376	17.59"	35-40
J82126-118	16.74"	18-22	J82126-476	17.59"	23-27

• Denotes Wet Arm. Use J88171-74 Nozzle.

J86350 ARM

FOR FLAT TAPER SHAFT —
FIXED LENGTH



	LENGTH	OZ. LOAD	NOZZLE	WET ARM TUBING
J86350-73	14.50"	30½-36½		
J86350-75	16.00"	14½-17½		
J86350-80	16.00"	25030	J88171-64	91439
J86350-112	21.00"	30-34		
J86350-173	14.50"	30½-36½	J88171-64	91439
J86350-279	18.00"	33-39		
J86350-479	18.00"	30-34		

Windshield Wiper Arms

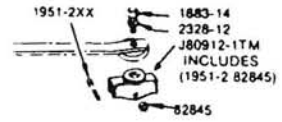


J87570 ARM

FOR FLAT TAPER SHAFT
FIXED LENGTH

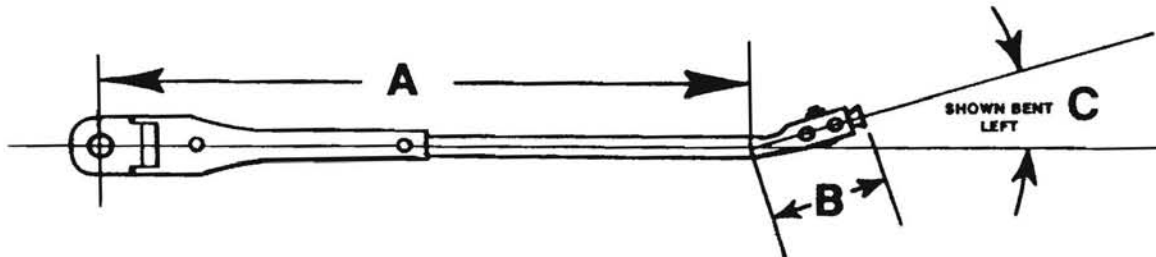


Adj. Saddle



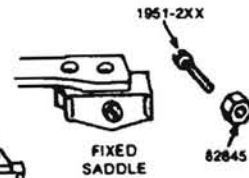
	LENGTH	OZ. LOAD		LENGTH	OZ. LOAD
J87570-73	14.50"	22-26	J87570-272	13.00"	12-15
J87570-74	15.00"	19-22	J87570-273	14.50"	33-39
J87570-77	14.00"	15-19	J87570-283	18.50"	23-27
J87570-78	22.00"	13-17	J87570-374	15.00"	13-17
J87570-79	18.00"	17-21	J87570-375	16.00"	21-25
J87570-172	13.00"	23-27	J87570-615	20.00"	15-19
J87570-176	17.00"	15-19	J87570-675	16.00"	15-19
J87570-271	12.00"	10-13			

ARM SPECIFICATION LOCATION



J87694 WET ARM

FOR FLAT TAPER SHAFT
FIXED LENGTH



	A	B	C	OZ. LOAD	NOZZLE	TUBING
J87694-3	13.47"	—	—	25-31	88171-53	91323
J87694-5	15.35"	2"	17° LEFT	21½-25½	88171-65	91339
J87694-12	10.26"	2¾"	24° LEFT	20-24	88171-53	91323
J87694-15	15.65"	2"	17° LEFT	21½-25½	88171-64	91439
J87694-105 (FOR KNURLED SHAFT)	15.65"	2"	17° LEFT	21½-25½	88171-65	91439




Windshield Wiper Arms

COMMERCIAL
PARTS
IDENTIFICATION

J87874 ARM

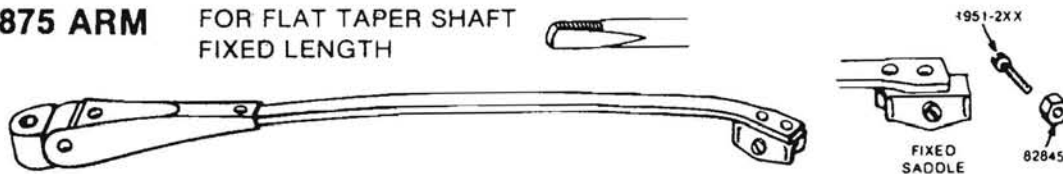
FOR FLAT TAPER SHAFT
FIXED LENGTH



	A	B	C	OZ. LOAD	NOZZLE	TUBING
J87874-8	20.44"	2"	10° LEFT	32-38		
J87874-14	13.25"	1.86"	10° LEFT	35-41	88171-53	91323
J87874-20	13.03"	2"	20° LEFT	33-39		
J87874-22	10.87"	2"	24° LEFT	34-40		
J87874-23	21.38"	1.86"	28° LEFT	35-41		
J87874-34	21.43"	1.86"	20° LEFT	44-52	88171-47	91323
J87874-35	18.18"	1.86"	22° LEFT	43-51	88171-47	91323
J87874-41	11.87"	1.86"	24° LEFT	34-40	88171-53	91323
J87874-122	10.87"	1.86"	24° LEFT	34-40		
J87874-125	Use: J87874-225					
J87874-136	13.25"	1.86"	15° LEFT	35-41	88171-65	91439
J87874-225	15.00"	1.86"	21° LEFT	40-48	88171-65	91439
J87874-523EC*	21.38"	1.86"	28° LEFT	32-38	88171-65	91439
J87874-38	21.80"	1.86"	20° LEFT	40-48	88171-47	91323

J87875 ARM

FOR FLAT TAPER SHAFT
FIXED LENGTH



	A	B	C	OZ. LOAD	NOZZLE	TUBING
J87875-8	20.44"	2"	10° RIGHT	32-38		
J87875-9	Can Use: J86350-175					
J87875-10	16.15"	2"	22° RIGHT	32-36		
J87875-17	13.25"	1.86"	15° RIGHT	35-41	88171-52	91323
J87875-22	21.38"	1.86"	28° RIGHT	35-41		
J87875-25	21.58"			31-35		
J87875-117	13.25"	1.86"	15° RIGHT	34-41	88171-64	91323
J87875-122	18.68"	1.86"	28° RIGHT	43-51	88171-53	91323
J87875-125	Use: J87875-225					
J87875-522EC*	21.38"	1.86"	28° RIGHT	32-38	88171-64	91323
J87875-225	15.00"	1.86"	21° RIGHT	40-48	88171-64	91439
J87875-222	18.68"	1.86"	22° RIGHT	43.51	88171-52	91439

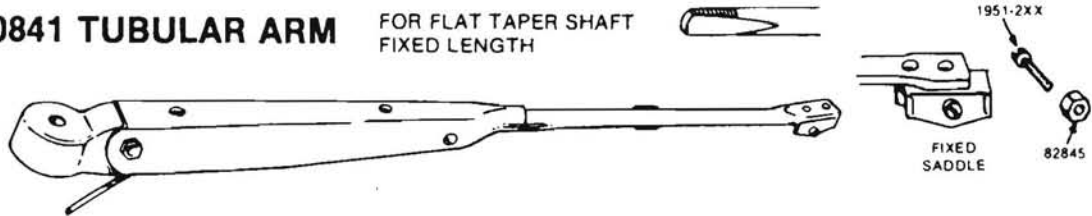
*BLACK FINISH

Windshield Wiper Arms



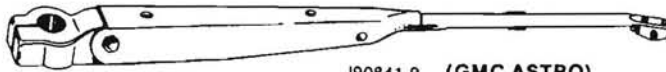
J90841 TUBULAR ARM

FOR FLAT TAPER SHAFT
FIXED LENGTH



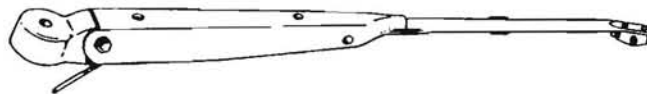
MACK	A	B	C	OZ. LOAD	NOZZLE	TUBUING
J90841-1	16.50"	2.00"	5° LEFT	40-48		
J90841-14	25.10"	2.00"	9° LEFT	42-48	88171-52	91323
J90841-107	16.50"	2.00"	12° LEFT	45-55	88171-68	91439

SPLIT
ARM
HEAD



J90841-9 (GMC ASTRO)


J90841-9	11.25"	10 3/8"	28° LEFT	50	—	—
----------	--------	---------	----------	----	---	---



J90842-1	16.50"	2.00"	5° RIGHT	40-48	—	—
J90842-107	16.50"	2.00"	10° RIGHT	42-55	88171-65	91439

J90981 ARM J90982

FOR FLAT TAPER SHAFT
FIXED LENGTH




MACK	A	B	C	OZ. LOAD	NOZZLE	TUBUING
J90981-1	13.25"	2.00"	10° LEFT	32-38	—	—
J90982-1	13.25"	2.00"	10° LEFT	32-38	—	—

SPECIAL HEAVY DUTY ARMS

J92126-26E ARM

FOR FLAT TAPER SHAFT
FIXED LENGTH



DOUBLE ARM, REVERSE ARM HEAD

GMC	A	B	C	OZ. LOAD	NOZZLE	TUBUING
J92126-26E	19.87"	—	—	24-28	88171-64	91439



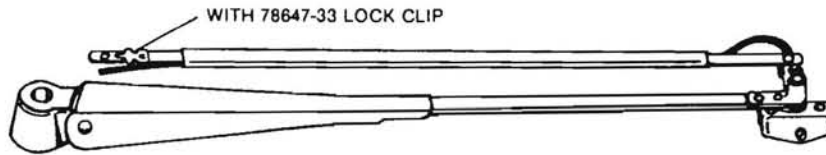
Windshield Wiper Arms

COMMERCIAL
PARTS
IDENTIFICATION

SPECIAL HEAVY DUTY ARMS

J95126-20 ARM

FOR FLAT TAPER SHAFT — 

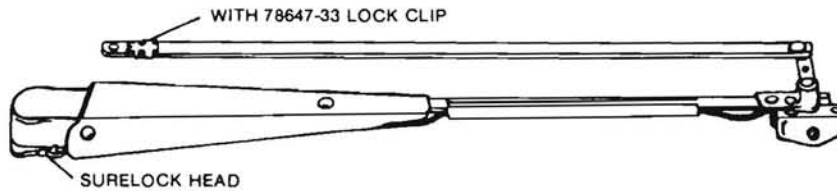


WET ARM

IHC	A	B	C	OZ. LOAD	NOZZLE	TUBING
J95126-20	15.815"	—	—	24-28	88171-63	91439(19½")

J95126-220 ARM

FOR KNURLED DRIVER — 

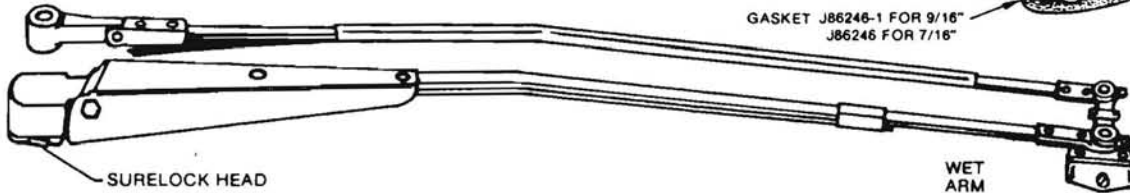


WET ARM

IHC	A	B	C	OZ. LOAD	NOZZLE	TUBING
J95126-220	15.8125"	—	—	24-28	88171-63	91439

J97400-222 ARM

FOR KNURLED DRIVER
PARALLELOGRAM — 



WET
ARM

MACK	A	B	C	OZ. LOAD	NOZZLE	TUBING
J97400-222	26-94"	—	—	48-54	88171-68	91439(36")

J97875-124 ARM

FOR KNURLED DRIVER — 



WET ARM

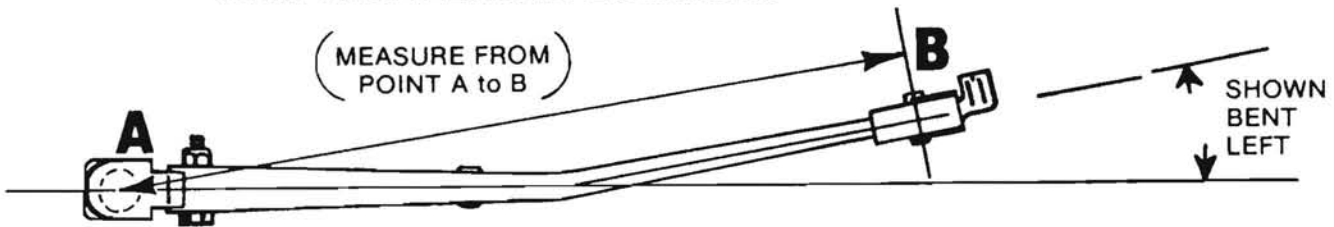
IHC	A	B	C	OZ. LOAD	NOZZLE	TUBING
J97875-124	14.00"	2.00"	17° RIGHT	40-48	PERMANENT	PERMANENT




TRICO NEW FAMILY WIPER ARMS*

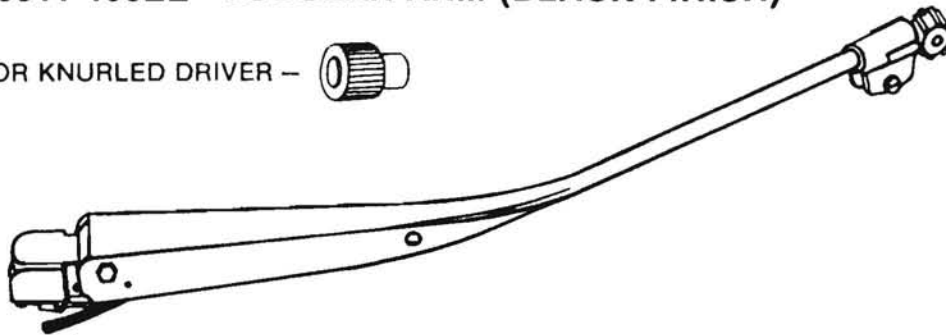
AVAILABLE FOR MOST DOMESTIC COMMERCIAL VEHICLES

ARM TRUE LENGTH LOCATION




98011-193EE* TUBULAR ARM (BLACK FINISH)

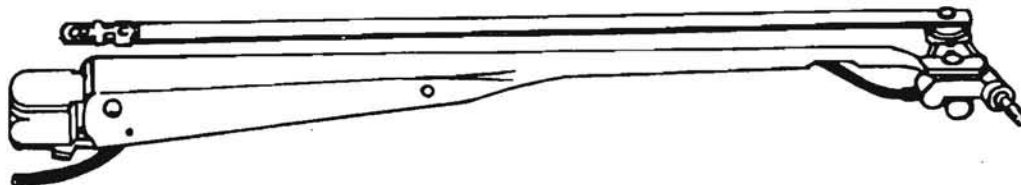
FOR KNURLED DRIVER — 



PETERBILT	TRUE LENGTH	OZ. LOAD	NOZZLE	TUBING
98011-193EE	19.31	40-50	88171-108	91439

J98035-187EE TUBULAR PIN TYPE ARM (BLACK FINISH)

FOR KNURLED DRIVER — 



IHC 9670	TRUE LENGTH	OZ. LOAD	NOZZLE	TUBING
J 98035-187EE	18.69	48-58	88171-209	91439

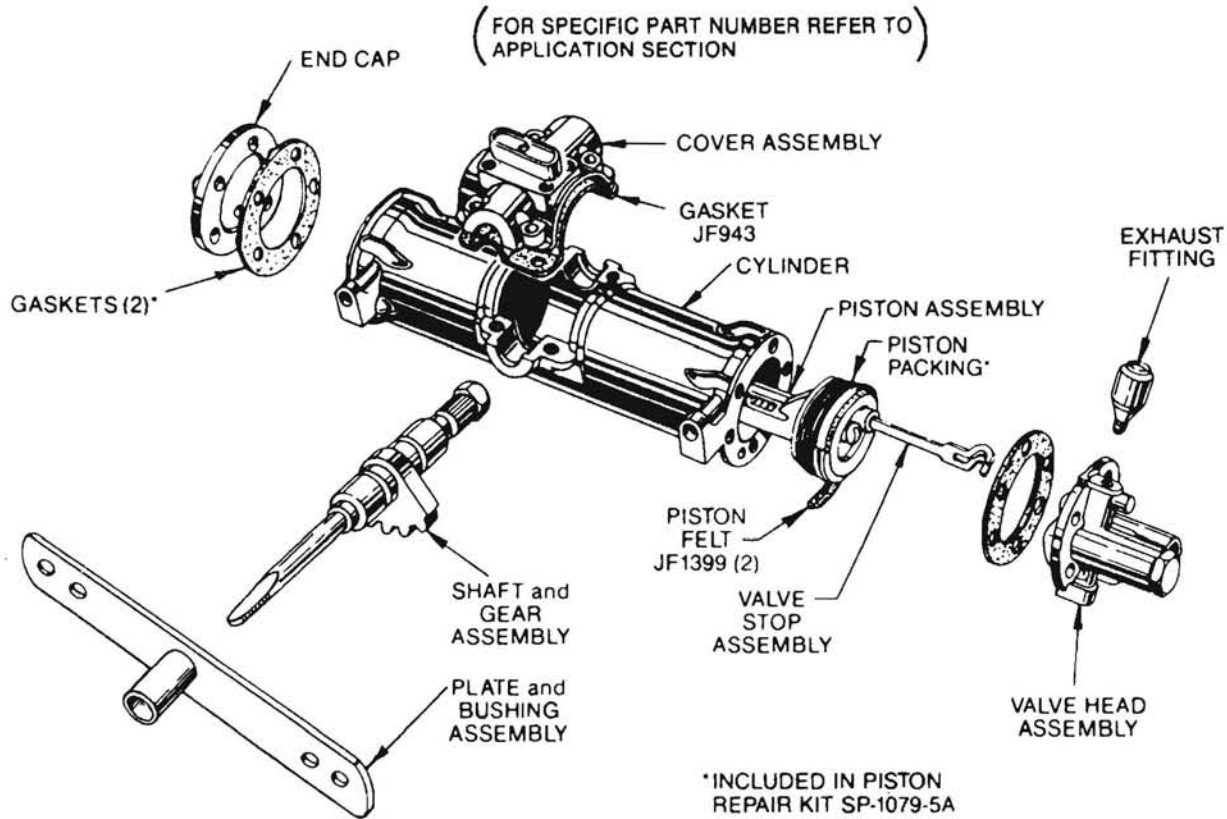
*Available thru Special Order Handling Only.



Wiper Power Units

COMMERCIAL
PARTS
IDENTIFICATION

FPDP, FPHP MOTOR BREAKDOWN



FPDP POWER UNITS WITH PARKING

LEFT HAND	
FPDP-50L*	POWER UNIT 50°
FPDP-55L*	POWER UNIT 55°
FPDP-60L	POWER UNIT 60°
FPDP-70L	POWER UNIT 70°
FPDP-75L	POWER UNIT 75°
FPDP-80L	POWER UNIT 80°
FPDP-85L	POWER UNIT 85°
FPDP-90L	POWER UNIT 90°
FPDP-100L	POWER UNIT 100°
FPDP-105L*	POWER UNIT 105°
FPDP-110L	POWER UNIT 100°
FPDP-115L*	POWER UNIT 115°
FPDP-120L	POWER UNIT 120°
FPDP-126L*	POWER UNIT 126°
FPDP-140L	POWER UNIT 140°
FPDP-40L; -65L	AVAILABLE BUT NOT RECOMMENDED FOR STOCK

RIGHT HAND	
FPDP-60R*	POWER UNIT 60°
FPDP-70R*	POWER UNIT 70°
FPDP-75R	POWER UNIT 75°
FPDP-80R	POWER UNIT 80°
FPDP-85R*	POWER UNIT 85°
FPDP-90R	POWER UNIT 90°
FPDP-100R	POWER UNIT 100°
FPDP-105R*	POWER UNIT 105°
FPDP-126R*	POWER UNIT 126°
FPDP-40R; 50R; 110R; 115R; 120R; 140R ARE AVAILABLE BUT NOT RECOMMENDED FOR STOCK	

* AVAILABLE UNTIL FACTORY STOCK IS DEPLETED




KNURLED SHAFTS (for FPDP Motors)



JF 1160-1K	Shaft, 5-1/16" overall	JF 1160-9K*	Shaft, 7-1/16" overall
JF 1160-2K	Shaft, 5-5/16" overall	JF 1160-10K*	Shaft, 7-5/16" overall
JF 1160-3K*	Shaft, 5-9/16" overall	JF 1160-11K*	Shaft, 7-9/16" overall
JF 1160-4K*	Shaft, 5-13/16" overall	JF 1160-12K*	Shaft, 7-13/16" overall
JF 1160-5K*	Shaft, 6-1/16" overall	JF 1160-13K*	Shaft, 8-1/16" overall
JF-1160-6K*	Shaft, 6-5/16" overall	JF 1160-14K*	Shaft, 8-5/16" overall
JF 1160-7K*	Shaft, 6-9/16" overall	JF 1160-17K*	Shaft, 9-1/16" overall
JF 1160-8K*	Shaft, 6-13/16" overall	JF 1160-18K*	Shaft, 9-5/16" overall

THREADED SHAFTS (for FPDP Motors)



JF 1178-4K	Shaft, 5-5/16" overall	JF 1178-13K*	Shaft, 7-9/16" overall
JF 1178-12K*	Shaft, 7-5/16" overall	JF 1178-14K*	Shaft, 7-13/16" overall

FLAT TAPER SHAFTS

for
FPDP
Motors



75026-2 (5/16") 2397-8 (5/16")



*INCLUDED WITH FS-1376 SHAFTS

JF 1376-1J	Shaft, 5-7/16" overall	JF 1376-9J	Shaft, 7-7/16" overall
JF 1376-2J	Shaft, 5-11/16" overall	JF 1376-10J	Shaft, 7-11/16" overall
JF 1376-3J	Shaft, 5-15/16" overall	JF 1376-11J	Shaft, 7-15/16" overall
JF 1376-4J	Shaft, 6-3/16" overall	JF 1376-12J	Shaft, 8-3/16" overall
JF 1376-5J	Shaft, 6-7/16" overall	JF 1376-13J	Shaft, 8-7/16" overall
JF 1376-6J	Shaft, 6-11/16" overall	JF 1376-14J	Shaft, 8-11/16" overall
JF 1376-7J	Shaft, 6-15/16" overall	JF 1376-17J	Shaft, 9-7/16" overall
JF 1376-8J	Shaft, 7-3/16" overall	JF 1376-18J	Shaft, 9-11/16" overall

DRIVE LEVER SHAFT AND GEAR ASSEMBLIES

(for FPDP Motor Assemblies)



JF 1182-18J*	FPDP-449 White	JF 1182-46J*	FPDP-449-2 White
JF 1182-35J*	FPDP	JF 1182-47J*	FPDP-541 IHC
JF 1182-40J*	FPDP-282 White	JF 1182-48J*	FPDP-543-4 GMC
JF 1182-42J*	FPHP-153, -33 IHC	JF 1182-50J*	FPDP-546 White
JF 1182-43J*	FPDP	JF 1182-52J*	FPDP-543-6 GMC
JF 1182-44J*	FPDP		

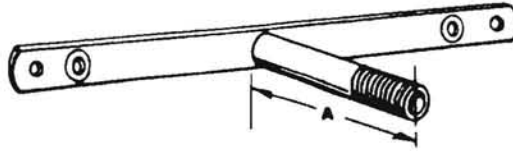
* AVAILABLE UNTIL FACTORY STOCK IS DEPLETED



Bushing - Motor Breakdown

COMMERCIAL
PARTS
IDENTIFICATION

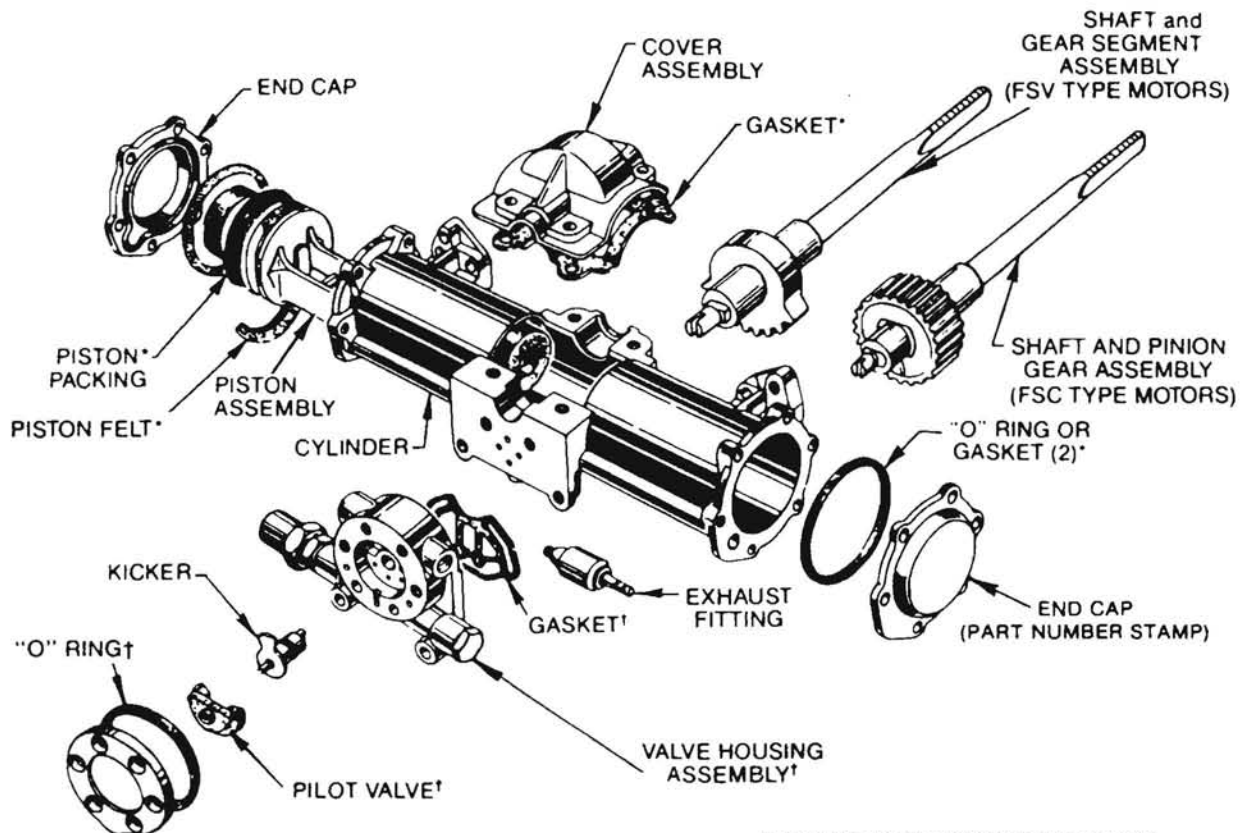
PLATE AND BUSHINGS (for FPDP Motors)



JF 1043-1J	Plate and Bushing A 5/8"	JF 1043-10J •	Plate and Bushing A 2 7/8"
JF 1043-2J	Plate and Bushing A 7/8"	JF 1043-11J •	Plate and Bushing A 3 1/8"
JF 1043-3J	Plate and Bushing A 1 1/8"	JF 1043-12J	Plate and Bushing A 3 3/8"
JF 1043-4J	Plate and Bushing A 1 3/8"	JF 1043-13J •	Plate and Bushing A 3 5/8"
JF 1043-5J	Plate and Bushing A 1 5/8"	JF 1043-14J •	Plate and Bushing A 3 7/8"
JF 1043-6J	Plate and Bushing A 1 7/8"	JF 1043-15J •	Plate and Bushing A 4 1/8"
JF 1043-7J	Plate and Bushing A 2 1/8"	JF 1043-17J	Plate and Bushing A 4 3/8"
JF 1043-8J	Plate and Bushing A 2 3/8"	JF 1043-18J	Plate and Bushing A 4 5/8"
JF 1043-9J	Plate and Bushing A 2 5/8"	JF 1043-64J	Plate and Bushing A 4 7/8"

*Available Until Factory Stock is Depleted.

FSV-FSVH-FSC-FSCH MOTOR BREAKDOWN



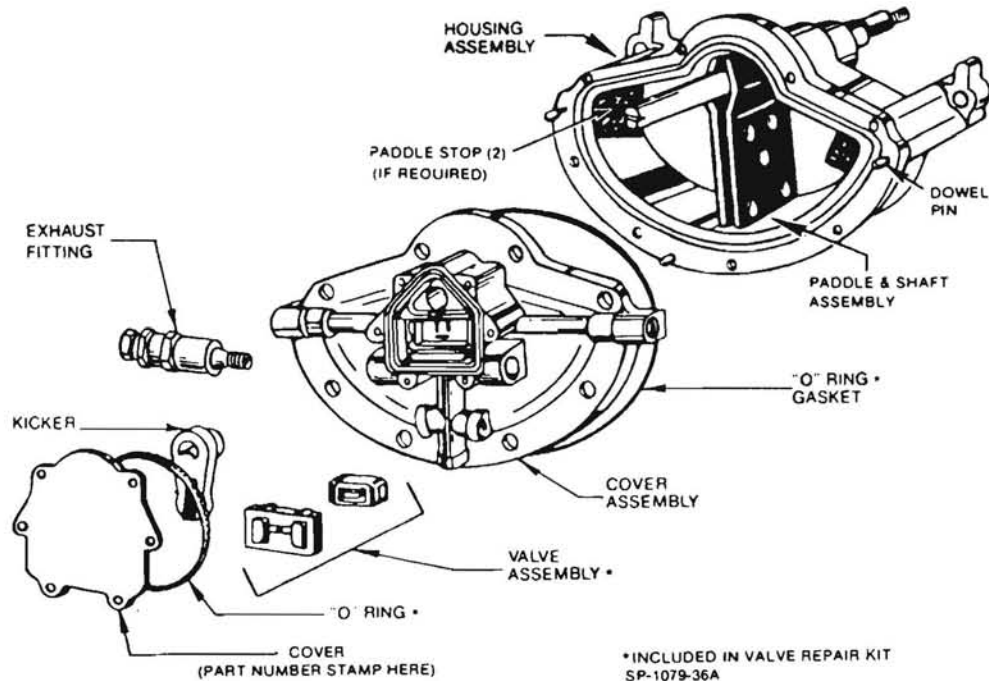
†PARTS INCLUDED IN MOTOR
VALVE ASSEMBLY KIT

*JF 1605-11
*JF 1605-21

*INCLUDED IN PISTON REPAIR KITS
SP-1079-25A FOR FSC, FSCH MOTORS
SP-1079-26A FOR FSV, FSVH MOTORS




APMS, APMP MOTOR BREAKDOWN



CONTROLS - FOLBERTH AIR PRESSURE MOTORS



JF 1650-6NS	FPDP Control w/knob	JF 1710	FSC Special-Mack R, U, DM
JF 1660-6NS	FDC Control w/knob	JF 1720-3NS	FSV-FSC Control w/knob
JF 1670-2NS	FPHP Control w/knob	JF 1720-22NS	FSC Special Ford
JF 1680-2NS	FSVH-FSCH Control w/knob	J75470-2NS	Standard Control 1/4" Fittings
JF 1700-1NS	FSV-FSC Control w/knob		

CONTROLS-ARCuate AIR PRESSURE MOTORS



J75470-29	Mack R, U, DM	J75470-92	Mack "F" IHC Fleetstar
J75470-56	Mack, Marmon, White-Freightliner	J75470-94	Brockway
J75470-58	IHC CO-Transtar	J75470-100	
J75470-68	IHC "S" Marmon	J75470-102	IHC CO-Transtar
J75470-70	Mack R, U, DM	J75470-104	IHC CO-Transtar
J75470-76	Brockway	J75470-138	IHC CO-Transtar
J75470-82	Freightliner, White, KW, IHC	J75470-142	GMC General, Chev. Bison
J75470-90	Mack, MC, MR	J75470-146	Mack Cruiselinor
J75470-91		J75470-178	Peterbilt



Control Parts-Gears-Heads-Kits

COMMERCIAL
PARTS
IDENTIFICATION

CONTROL REPAIR PARTS

J82415-13NS



JF 105-13J
SET SCREW

J88945-7



89835-1J
SET SCREW

JF 1442-9	Valve kit for F-1650 Series	JF 1442-13	Valve kit for F-1670
JF 1442-10	Valve kit for F-1720 Series	J82415-13NS	Control Knob
JF 1442-12	Valve kit for F-1660 Series	J88945-7	Control Knob

UNIVERSAL ATTACHMENT PARTS PACKAGE

SP 4064-1LR	Control Att. Parts Pkg.	SP 4080-1A	FPDP Shaft Att. Pkg.
-------------	-------------------------	------------	----------------------

GEARS

JF 1162



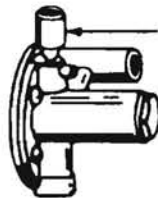
JF 1163



JF 1162	Gear 50°-60°-70°-80°-85°-90°	JF 1163	100°-105°-110°-115°-120°-140°
---------	------------------------------	---------	-------------------------------

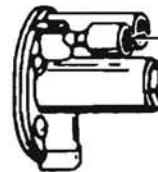
VALVE HEAD

JF 424-56



SILENCER
J75704-1J
1/4" -32 THREAD

JF 424-72



SILENCER J75704-3J
10-32 THREAD

JF 424-56	Supersedes F 424-7	JF 424-72	Supersedes F 424 & F 424-59
-----------	--------------------	-----------	-----------------------------

REPAIR KITS (NOTE: Order 23-8 Wiper lube for Air Wiper Repair)

SP 1079-5A	Piston Kit (FPDP Motor)	SP 1079-26A	Piston Kit (FSV Motors)
SP 1079-8A	Valve Head Kit (FPDP & FDC)	SP 1079-36A	Valve Kit (APMS & APMP)
SP 1079-12A	Piston Kit (FDC Motor)	JF 1605-11	Valve Housing for FSC-FSV Motors under 200 Series
SP 1079-23A	Speed Control Kit (FSC & FSV)	JF 1605-21	Valve Housing for FSC-FSV Motors 200, 500, 700 Series
SP 1079-25A	Piston Kit (FSC Motors)		

HOSE CONNECTION PARTS ASSORTMENT

PACKED IN A HANDY INDEXED METAL BOX

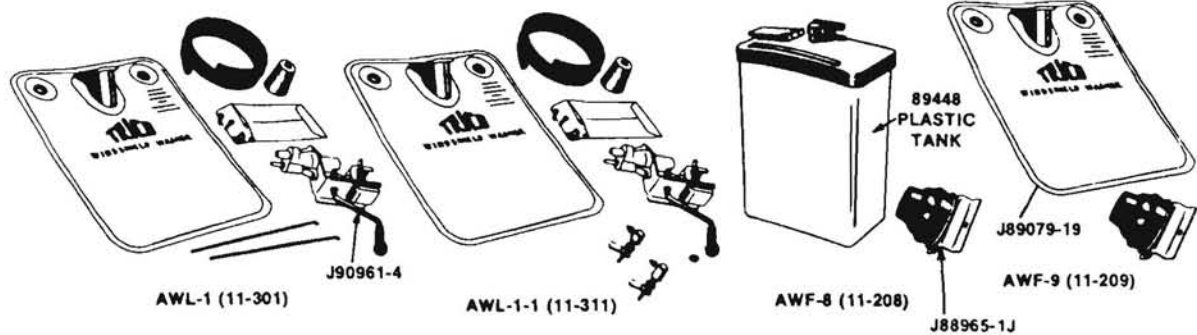


D-80-4 INCLUDES
THESE POPULAR
PARTS...

87223-5 1/2" x 3/4"	81087-5 1/2" x 3/4"	79513-15 1/2" x 3/4"	79513-4 1/2" x 3/4"	81087-6 1/2" x 3/4"
87223-6 1/2" x 3/4"	81087-8 1/2" x 3/4"	368 1/2" x 3/4" in pipe	79683-1 1/2" x 3/4"	F-1026-5 1/2" pipe x 1/2" hose
87223-1 1/2" x 3/4"	81087-8 1/2" x 3/4"	76313 1/2" x 3/4" in line	88352-3 1/2" x 3/4" in line	88352-1 1/2" x 3/4" in line
87223-3 1/2" x 3/4"	79513-5 1/2" x 3/4"	F-1016 1/2" pipe x 1/2" hose	88352-6 1/2" x 3/4" in line	88352-2 1/2" x 3/4" in line
87223-2 1/2" x 3/4"				
79513-2 1/2" x 3/4"				


*Individual Parts available in multiples of 10.

LEVER-JET and FOOT MODEL WASHERS



AWL-1 (11-301)	Lever Jet Universal Model	AWF-8 (11-208)	Foot Operated Universal (Tank)
AWL-1-1 (11-311)	Lever Jet (For Flat Front Trucks)	AWF-9 (11-209)	Foot Operated Universal (Bag)

AIR PRESSURE WASHERS



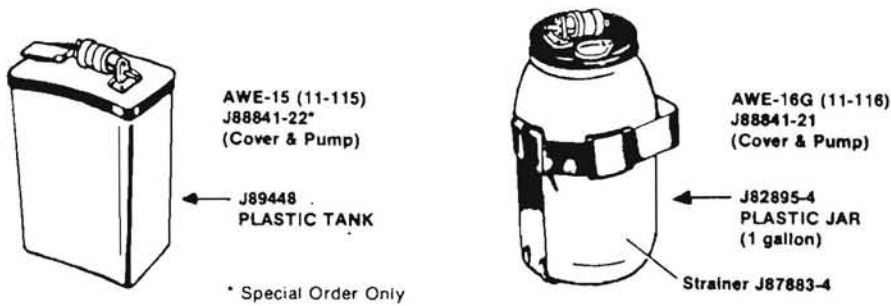
AWT-15 (11-415)	Turbine Washer 2 qt. Reservoir	AWT-16G (11-416)	Turbine Washer 1 Gal. Reservoir
AWP-16G	Re-order AWT-16G		



Windshield Washers-Controls-Hose

COMMERCIAL
PARTS
IDENTIFICATION

ELECTROMATIC WASHERS



AWE-15 (11-115)	Electromatic Washer 2 qt. Reser.	AWE-16G (11-116)	Electromatic Washer 1 Gal. Reser.
-----------------	----------------------------------	------------------	-----------------------------------

WASHER CONTROL BUTTON



85449-9	Control Button Electromatic	89515-6	Control Button Air Pressure
89515-5	Control Button Air Pressure	89515-16	Control Button (Turbine) Air Pressure

NOZZLES



J78778-10NS	For AWF-9	J78778-38NS	
J78778-11NS	Single Washer Set Assem.	J78778-58NS	(2) For AWE-15, AWE-16G, AWP-16G & AWT-16G
J78778-12NS	(2) For AWL-1-1, AWT-15	J78778-65NS	For Electromatic Washers
J78778-35NS		J78778-68NS	For Level Jet Washers
J78778-36NS	Double Washer Set Assem.	J78778-86NS	For Foot Washers

MULTI-PURPOSE HOSE BOXED 91 SERIES



BOXED IN CONVENIENT 90" LENGTH




I.D. (INSIDE DIAMETER)

NOTE: HOSE, TEE
MANIFOLD FITTINGS
SEE PAGE 17

PART NO.	I.D.	FOR FITTING SIZE	PART NO.	I.D.	FOR FITTING SIZE
F-15-90" (91-915)	1/8"	7/64" to 5/32"	1243-90" (54-943)	5/16"	5/16" x 11/32"
846-90" (91-946)	3/16"	11/64" to 7/32"	AW-419 (48")	3/32"	Wet Arm Application
848-90" (91-948)	1/4"	15/64" to 9/32"			

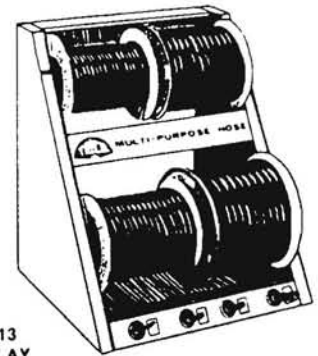
MULTI-PURPOSE HOSE SPOOLS 91 SERIES



TRICO MULTI-PURPOSE SYNTHETIC RUBBER COMPOUND HOSE WILL NOT COLLAPSE UNDER FULL VACUUM, IS KINK RESISTANT AS WELL AS RESISTANT TO HEAT, OIL, GREASE AND OZONE.



I.D. (INSIDE DIAMETER)



D-313
DISPLAY

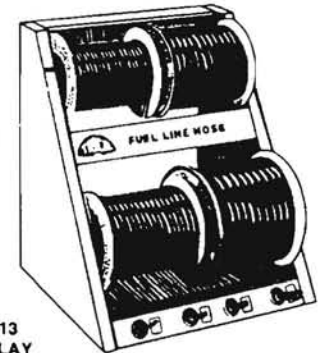
PART NO.	I.D.	FOR FITTING SIZE	PART NO.	I.D.	FOR FITTING SIZE
F-15-50' (91-515)	1/8"	7/64" to 5/32"	8435-50' (91-535)	15/32"	1/2" to 19/32"
846-50' (91-546)	3/16"	11/64" to 7/32"	8436-50' (91-536)*	19/32"	5/8" to 23/32"
848-50' (91-548)	1/4"	15/64" to 9/32"	91323-50'	3/32"	Wet Arm Hose
1243-50' (91-543)	5/16"	5/16" to 11/32"	91439-50'	1/8"	Wet Arm Hose
8430-50' (91-530)	3/8"	3/8" to 15/32"	D-313		Four Spool Merchandising Display available with any (10) 50' Spools of Hose

* AVAILABLE UNTIL FACTORY STOCK IS DEPLETED

FUEL HOSE 25' SPOOLS 92 SERIES



TRICO EPICHLOROHYDRIN FUEL LINE HOSE IS RESISTANT TO GASOLINE, OIL, GREASE AND OTHER PRODUCTS AS WELL AS COMMON HYDRAULIC FLUIDS, AIR AND WATER.



D-313
DISPLAY

PART NO.	SIZE	PART NO.	SIZE
92431-25' (92-431)	3/16" I.D. HOSE	92434-25' (92-434)	3/8" I.D. HOSE
92432-25' (92-432)	1/4" I.D. HOSE	92435-25' (92-435)	1/2" I.D. HOSE
92433-25' (92-433)	5/16" I.D. HOSE	D-313	Four Spool Merchandising Display available with any (10) 25' Spools of Hose

NOTE: Where applicable, a "J" prefix may appear before the Trico part numbers listed to conform to our latest packaging specifications.

**FOR RUGGED DEPENDABLE HEAVY DUTY
WINDSHIELD PRODUCTS - SPECIFY TRICO**



WINDSHIELD WIPER PARTS APPLICATION

COMMERCIAL
VEHICLE
IDENTIFICATION

YEAR	MODEL	BLADE	REFILL	WINTER BLADE	WIPER ARMS		ORIG. EQUIP. MOTOR ID NO.		SERV. REPL. MOTOR NO.	
					DRIVER'S SIDE	PASS. SIDE	DRIVER'S SIDE	PASS. SIDE	DRIVER'S SIDE	PASS. SIDE

AUTOCAR

85-76	ALL (W/APMS MOTOR)	PR 216	PF 216*	AR 215	J87874-122	J87874-122	APMS 621-6, 12, 14, 18		APMS 621-16J(70°)	
79-76	ALL(W/FPDP MOTOR)	PR 216	PF 216*	AR 215	J87694-12	J87694-12	FPDP 592		FPDP 85-L@	
76(E)-75	ALL (W/FPDP MOTOR)	PR 216	PF 216*	AR 215	J87694-12	J87694-12	FPDP 546		FPDP 90-L@	
74-72(L)	ALL (W/FLAT TAPERED SHAFT)	PRL 16-2	RF 16-1*	ARL 16-2	J89817-145TM	J89817-145TM	FPDP 546		FPDP 90-L@	
72(E)-70	ALL (W/FLAT TAPERED SHAFT)	PRL 16-2	RF 16-1*	ARL 16-2	J90826-4TM	J90826-4TM	FPDP 546		FPDP 90-L@	
72-68	HALF-CAB. REFUELER	M874-57TM	-	AR 215	J82126-376	-	FSC 224-1 (Spec. Prod. Only)			
70-57	ALL MODELS	RB 214	RF 214*	AR 213	J80910-72	J80910-72	FPDP 449		FPDP 90-L@	

BROCKWAY

700 SERIES

77-76(L)	W-WET ARMS	PR 216	PF 216*	AR 215	J87874-136	J87875-117	APMS 614-8(120°)		APMS 614-12J(120°)	
76(E)-75(L)	ALL	PR 216	PF 216*	AR 215	J87874-36	J87875-17	APMS 614-2(125°)		APMS 614-12J(120°)	
75(E)-73	ALL	PR 216	PF 216*	AR 215	J87874-14	J87875-17	APMS 514-2(125°)[1]		APMS 614-12J(120°)	

400 SERIES

77-76	CAB #50 & #80	PR 220	PF 220*	AR 218	J90841-107	J90842-107	APMS 602-2(90°)	APMS 602-3(90°)	APMS 602-J(90°)	APMS 602-1J(90°)
75-71	CAB #50 & #80	PR 220	PF 220*	AR 218	J90841-107	J90842-107	APMS 502-2(90°)[1]	APMS 502-3(90°)[1]	APMS 602-J(90°)	APMS 602-1J(90°)
70-65	CAB #50 & #80	RB 220	RF 220*	AR 218	J90841-1	J90842-1	FDC 119-2	FDC 119-3	APMS 602-1J(90°) W/75470-92 CONTROL	APMS 602-J(90°) W/75470-92 CONTROL

300 SERIES

68-67	65A & 68A CABS	M874-44TM	-	AR 215	AL 300-3	AL 300-3	FSC 217-1			
68-65	ALL OTHERS	M874-46TM	-	AR 215	AL 300-3	AL 300-3	FPDP 481	FPDP 481-1	FPDP 80-L@	FPDP 80-R@

CRANE CARRIER

85-76	"F" SERIES CENTURION	M874-47TM	-	AR 218	J82126-17	J82126-17	APMS 637-3(60°)	APMS 637-2(60°)	APMS 637J	APMS 637-1J
85-80	"LE", B. D. & M SERIES	M874-67TM	-	-	-	-	-	-	-	-

CHEVROLET

85-79(L)	BISON	RB 214	RF 214*	AR 213	J92126-26E	J92126-26E	APMS 653-7(85°)	APMS 654-7(70°)	APMS 653-5J(85°)	APMS 654-5J(70°)
79(E)	BISON	RB 214	RF 214*	AR 213	J92126-26E	J92126-26E	APMS 653-3(85°)	APMS 654-3(70°)	APMS 653-5J(85°)	APMS 654-5J(70°)
78-77	BISON	RB 214	RF 214*	AR 213	J92126-26E	J92126-26E	NOT TRICO		NOT TRICO	
85-70	STEP VAN SERIES	PRL 16-2	RF 16-1*	ARL 16-2	AL 250	AL 250	NOT TRICO		NOT TRICO	
79-71	TITAN	-	LP 226	-	J90841-9	J90841-9	NOT TRICO		NOT TRICO	
79-66	H & J SERIES	PRL 16-2	RF 16-1*	ARL 16-2	AL 250	AL 250	NOT TRICO		NOT TRICO	
78-73	TILT CAB (T & W) SERIES	PRL 18-2	RF 18-1*	ARL 18-2	-	-	NOT TRICO		NOT TRICO	
85-84	TILTMASER	38-180	RF 18-1*	ARL 18-2	-	-	NOT TRICO		NOT TRICO	

DIAMOND-REO

CONVENTIONAL

85-81	GIANT	RB 216	RF 216*	AR 215	J87874-122	J87874-122	-	-	APMS 621-16J	
74-68	C-90, C-101	PR 13-2	RF 13*	AR 13-2	J89817-10TM(1)	J89818-10TM(1)	FPDP 279-10		FPDP 279-10	
74-72	C-116, C-119, DC-101 (W/FLAT TAPERED SHAFT)	RB 216	RF 216*	AR 215	AL 300-3	AL 300-3	-	-	-	-
74-72	(W/1.28 SCREW SHAFT)	PRL 16-2	RF 16-1*	ARL 16-2	AL 250	AL 250	-	-	-	-
72-70	C-90, C-114	RB 214	RF 214*	AR 213	AL 300-3	AL 300-3	-	-	-	-
69-67	C-90-D, C-114	RB 214	RF 214*	AR 213	AL 300-3	AL 300-3	FPDP 449-2		FPDP 90-L@	

* REFILL FOR TRICO BLADE LISTED ONLY

° FOR BLADES WITH BUTTON RELEASE USE LP REFILL

@ POWER UNIT ONLY

[1] ORIGINAL EQUIPMENT MOTOR LISTED FOR REPLACEMENT
USE 600 SERIES MOTOR

(1) AVAILABLE UNTIL FACTORY STOCK IS DEPLETED

**COMMERCIAL
VEHICLE
IDENTIFICATION**

**WINDSHIELD WIPER PARTS
APPLICATION**



CONTROL	MOTOR VALVE ASSEMBLY	MOTOR PISTON REPAIR KIT	PADDLE & SHAFT OR SHAFT & GEAR ASSEMBLY	KICKER OR VALVE STOP	EXHAUST FITTING	LINKAGE	
						DRIVER'S SIDE	PASSENGER SIDE

J75470-82	SP 1079-36A	-	J91289-6	J91289-13	91530-547J	J89143-100NS	J89142-104NS
JF 1650-6NS	JF-424-56	SP-1079-5A	JF-1182-50J	JF-1372-19	J75704-148J	J89143-102NS	J89142-105NS
JF-1650-6NS	JF-424-56	SP-1079-5A	JF-1182-50J	JF-1372-2	J75704-14J	J89143-102NS	J89142-105NS
JF-1650-6NS	JF-424-56	SP-1079-5A	JF-1182-50J	JF-1372-2	J75704-14J	J89143-86NS	J89142-85NS
JF-1650-34	JF-424-56	SP-1079-5A	JF-1182-50J	JF-1372-2	J75704-14J	-	-
JF-1720-3NS	JF-1605-21	SP-1079-25A	SPECIAL	J90038-1	J75704-14J	-	-
JF-1650-6NS	JF-424-56	SP-1079-5A	JF-1182-11J	JF-1372-2	J75704-1J	-	-

J75470-68	SP 1079-36A	-	J91296-7	J91289-3	J91530-641J	J89143-82NS	J89142-82NS
J75470-94	SP 1079-36A	-	J91296-7	J91289-2	J75704-47J	J89143-82NS	J89142-82NS
J75470-94	SP 1079-36A	-	J91296-7	J91289-2	J75704-47J	J89143-82NS	J89142-82NS
J75470-92	SP 1079-36A	-	J91296-1	J91289-9	J75704-40J	J88987-112NS	J88976-178NS
J75470-92	SP 1079-36A	-	J91296-1	J91289-9	J75704-40J	J88987-178NS	J88976-178NS
JF-1660-6NS (For OE Motor)	JF-1510-4	-	-	-	J75704-27J	J88976-178NS	J88976-178NS
JF-1720-3NS	JF-1605-21	SP-1079-25A	JF-1676-1	J90038-1	J75704-6J	-	-
JF-1650-6NS	JF-424-72	SP-1079-5A	JF-1376-8J	JF-1372-10	J75704-1J	-	-

J75470-68	SP 1079-36A	-	91294-11	91289-15	91481-653	-	-
-----------	-------------	---	----------	----------	-----------	---	---

J75470-142	SP 1079-36A	-	J91294-101	D.S. J91289-10 P.S. J91289-13	91530-544J	-	-
J75470-142	SP 1079-36A	-	J91294-100	D.S. J91289-10 P.S. J91289-13	91530-544J	-	-
-	-	-	-	-	-	-	-
-	-	-	-	-	-	-	-
-	-	-	-	-	-	-	-
-	-	-	-	-	-	-	-
-	-	-	-	-	-	-	-

J75470-82	SP 1079-36A	-	J91296-6	J91289-13	91480-547J	J89143-100NS	J89142-104NS
JF 1650-6NS	JF 424-56	SP 1079-5A	-	-	J75704-1J	-	-
-	-	-	-	-	-	-	-
-	-	-	-	-	-	-	-
JF 1650-6NS	JF 424-56	SP 1079-5A	JF 1182-46-J	JF 1372-2	J75704-1J	J88976-58NS(PIVOT)	J88976-58NS(PIVOT)



WINDSHIELD WIPER PARTS APPLICATION

COMMERCIAL
VEHICLE
IDENTIFICATION

YEAR	MODEL	BLADE	REFILL	WINTER BLADE	WIPER ARMS		ORIG. EQUIP. MOTOR ID NO.		SERV. REPL. MOTOR NO.	
					DRIVER'S SIDE	PASS. SIDE	DRIVER'S SIDE	PASS. SIDE	DRIVER'S SIDE	PASS. SIDE

DIAMOND-REO TILT CABS

74	CF-60 (ROUGE)	M874-73TM	-	AR 218	AL 300	AL 300	-	-	-	-
74-71	CF-59, CF-65 W/FLAT TAPERED SHAFT	M874-47TM	-	AR 218	AL 300	AL 300	-	-	-	-
	W/1/4-28 SCREW SHAFT	M874-47TM	-	AR 218	AL 300-2	AL 300-2	-	-	-	-
74-73	CO-54, CO-88	RB 216	RF 216*	AR 215	-	-	-	-	-	-
72-56	CO-50, CO-78	M874-46TM	-	AR 215	J87570-615	J87570-615	FPODP 491	FPODP 491-1	FPODP 60-L@	FPODP 60-R@1)

DODGE

74-71	D & W MEDIUM	PR 13-2	RF 13*	AR 13-2	AL 250	AL 250	FSV 215-2		FSV 215	
78-64	C SERIES	RB 12	RF 12*	AR 11-1	AL 250	AL 250	FPODP 324-1		REPLACES COMPETITIVE MOTOR FOR SERVICE FPODP 324-1 (1)	

FORD

85-71	LOUISVILLE (L & LN SERIES)	63-181	RF 218*	-	J86350-175	J86350-175	FSC 218-1		FSC 218-1	
70	LOUISVILLE (L & LN SERIES)	63-181	RF 218*	-	J86350-175	J86350-175	FSC 18-1		FSC 218-1	
69-61	N & T SERIES	PR 13-2	RF 13*	AR 13-2	AL 250	AL 250	-	-	-	-

TILT CABS

85-78	CL-9000	PRL 222	PF 222*	-	AVAILABLE ONLY FROM FORD SERVICE AVAILABLE ONLY FROM FORD SERVICE					-	-
82-67	C SERIES PARALLELOGRAM CONVENTIONAL ARM	RB 216 RB 218	RF 216* RF 218*	AR 215 AR 218	J82126-139 AL 300	J82126-139 AL 300	-	-	-	-	
77-74	W SERIES	M874-74TM	-	AR 218	J87875-25	J87875-25	FSV 218-4	FSV 218-6	FSV 218-4(1)	FSV 218-6(1)	
73-72	W SERIES	M874-68TM	-	AR 218	AL 300	AL 300	FSV 211-2	FSV 211-2	FSV 211-2	FSV 211-2	
71-66	W SERIES	M874-68TM	-	AR 218	AL 300	AL 300	FSV 11-2	FSV 11-2	FSV 211-2	FSV 211-2	

FREIGHTLINER

85-72	COE	M874-45TM	-	AR 215	J87874-523EC	J87875-522EC	NOT TRICO	NOT TRICO	APMS 606-4 (TRICO)	APMS 606-5 (TRICO)
74-73	POWERLINER	PR 220	PF 220*	AR 218	J87874-223	J87875-222	APMH 517-2(75*)	APMH 517-3(75*)	-	-
71-59	COE	M874-46TM	-	AR 215	AL 300-3	AL 300-3	-	-	-	-
85-76	CONVENTIONAL MOTOR / W CRANK PIN (SINGLE AIR CLEANER) (DUAL AIR CLEANER)	M874-46TM M874-46TM	- -	AR 215 AR 215	- -	- -	- -	- -	APMS 698(115*) (Special Prod.) APMS 698(115*)	APMS 698(115*) (Special Prod.)
	MOTOR / W BALL STUD (SINGLE AIR CLEANER) (DUAL AIR CLEANER)	M874-46TM M874-46TM	- -	AR 215 AR 215	- -	- -	- -	- -	APMS 698-8 APMS 698-8 (Special Production Only)	APMS 698-8

GMC CONVENTIONAL

85-79(L)	GENERAL	RB 214	RF 214*	AR 213	J92126-26E	J92126-26E	APMS 653-7(85*)	APMS 654-7(70*)	APMS 653-5J(85*)	APMS 654-5J(70*)
79(E)-77	GENERAL	RB 214	RF 214*	AR 213	J92126-26E	J92126-26E	APMS 653-3(85*)	APMS 654-3(70*)	APMS 653-5J(85*)	APMS 654-5J(70*)
85-78	BRIGADIER	PRL 16-2	RF 16-1*	ARL 16-2	51-300	51-300	FPODP 543-6	FPODP 543-4	FPODP 543-6	FPODP 543-4
79-71	H. J & C. M	PRL 16-2	RF 16-1*	ARL 16-2	51-300	51-300	FPODP 543-6	FPODP 543-4	FPODP 543-6	FPODP 543-4
70-66	H. J & C. W/DUAL FPODP MOTOR	PRL 16-2	RF 16-1*	ARL 16-2	51-300	51-300	FPODP 543-3	FPODP 543	FPODP 80-L@	FPODP 90-L@
70-66	H. J & C. W/SINGLE FPODP	PRL 16-2	RF 16-1*	ARL 16-2	51-300	51-300	FPODP 543		FPODP 90-L@	
85-70	"P" STEP VAN	PRL 16-2	RF 16-1*	ARL 16-2	AL 250	AL 250	-	-	-	-
75-73	MOTOR HOME	PR 220	PF 220**	AR 218	J90841-14	J90841-14	-	-	-	-

* FOR BLADES WITH BUTTON RELEASE USE LP REFILL

* REFILL FOR TRICO BLADE LISTED ONLY

@ POWER UNIT ONLY

** ORIGINAL ARM AND BLADE ARE INSEPARABLE, REPLACE WITH NEW ARM AND BLADE OR USE REFILL

(1) AVAILABLE UNTIL FACTORY STOCK IS DEPLETED

(A) TURBINE WASHER PUMP MUST BE USED WITH DUAL CONTROL

COMMERCIAL
VEHICLE
IDENTIFICATION

WINDSHIELD WIPER PARTS
APPLICATION



CONTROL	MOTOR VALVE ASSEMBLY	MOTOR PISTON REPAIR KIT	PADDLE & SHAFT OR SHAFT & GEAR ASSEMBLY	KICKER OR VALVE STOP	EXHAUST FITTING	LINKAGE	
						DRIVER'S SIDE	PASSENGER SIDE

-	-	-	-	-	-	-	-
-	-	-	-	-	-	-	-
-	-	-	-	-	-	-	-
-	-	-	-	-	-	-	-
JF 1650-6NS	JF 424-56	SP 1079-5A	JF 1376-102K	JF 1372-4	J75704-1J	-	-

JF 1720-3NS	JF 1605	SP 1079-26A	-	J90038-5	J75704-37J	-	-
JF 1650-6NS	JF 424-72	SP 1079-5A	JF 1182-57K	JF 1372-19	J75704-24J	-	-

JF 1720-22NS	JF 1605-21	SP 1079-25A	JF 1676-6	J90038-6	J75704-56J	AVAILABLE FROM VEHICLE MFG ONLY	
JF 1720-22NS	JF 1605-21	SP 1079-25A	JF 1676-6	J90038-6	J75704-56J	AVAILABLE FROM VEHICLE MFG ONLY	
-	-	-	-	-	-	-	-

-	-	-	-	-	-	-	-
-	-	-	-	-	-	-	-
JF 1720-22NS	JF 1605-21	SP 1079-26A	JF 1736-53	J90038-18	J75704-38J	J88830-73J	J88830-73J
JF 1720-22NS	JF 1605-21	SP 1079-26A	JF 1736-8	J90038-2	J75704-21J	-	-
JF 1720-3NS	JF 1605-11	SP 1079-26A	JF 1736-8	J90038-2	J75704-29J	-	-

J75470-82	SP 1079-36A	-	J91294-17	J91289-13	J91481-636J	-	-
J75470-56	-	-	-	-	-	-	-
-	-	-	-	-	-	-	-
Single Valve 75470-202 Dual Valve 75470-198(A)	-	-	-	-	-	-	-
Single Valve 75470-202 Dual Valve 75470-198(A)	-	-	-	-	-	-	-

J75470-142	SP 1079-36A	-	J91294-101	D.S. J91289-10 P.S. J91289-13	J91530-544J	-	-
J75470-142	SP 1079-36A	-	J91294-100	D.S. J91289-10 P.S. J91289-13	J91530-544J	-	-
JF 1720-3NS(2)	JF 424-68	SP 1079-5A	D.S. JF 1182-52J P.S. JF 1182-48J(1)	D.S. JF 1372-19 JF 1372-2	J75704-35J	J88988-62W	-
JF 1720-3NS(2)	JF 424-68	SP 1079-5A	D.S. JF 1182-52J P.S. JF 1182-48J(1)	D.S. JF 1372-19 P.S. JF 1372-2	J75704-35J	J88988-62J	-
JF 1720-3NS(2)	JF 424-68	SP 1079-5A	D.S. JF 1182-52J P.S. JF 1182-48J(1)	D.S. JF 1372-10 P.S. JF 1372-2	J75704-35J	J88988-62J	-
JF 1720-3NS	JF 424-68	SP 1079-5A	JF 1182-48J(1)	JF 1372-2	J75704-35J	-	-
-	-	-	-	-	-	-	-
-	-	-	-	-	-	-	-



WINDSHIELD WIPER PARTS APPLICATION

COMMERCIAL VEHICLE IDENTIFICATION

YEAR	MODEL	BLADE	REFILL	WINTER BLADE	WIPER ARMS		ORIG. EQUIP. MOTOR ID NO.		SERV. REPL. MOTOR NO.	
					DRIVER'S SIDE	PASS. SIDE	DRIVER'S SIDE	PASS. SIDE	DRIVER'S SIDE	PASS. SIDE

GMC TILT CABS

85-69	ASTRO	-	LP 226	-	J90841-9	J90841-9	-	-	-	-
80-73	T & W SERIES	PRL 18-2	RF 18-1*	ARL 18-2	AL 250	AL 250	-	-	-	-
72-67	T & W SERIES	RB 218	RF 218*	AR 218	AL 300	AL 300	APM 22-10J	APM 22-11J	OBSOLETE	-
66-64	L, T & W	RB 218	RF 218*	AR 218	AL 300	AL 300	APM 22-10J	APM 22-11J	OBSOLETE	-
85-84	FORWARD	38-180	RF 18-1*	ARL 18-2	-	-	-	-	-	-

INTERNATIONAL

85-84	9370 CONVENTIONAL	PR 216	PF 216*	AR 215	NOT TRICO	NOT TRICO	APMP 670-3	APMP 670-3	APMP 670-5	APMP 670-1
85-78	"S" SERIES 1600-2200	M874-44TM	-	AR 213	-	-	-	-	-	-
85-81	"S" SERIES 2200	M874-44TM	-	AR 213	J95126-220TM	J95126-220TM	APMS 626-2(110°)	-	APMS 626-J(110°)	-
80-77	"S" SERIES 2200	M874-44TM	-	AR 213	J95126-20TM	J95126-20TM	APMS 626-2(110°)	-	APMS 626-J(110°)	-
85-81	"S" SERIES 2500-2600	M874-44TM	-	AR 213	J95126-220TM	J87694-105TM	APMS 626-2(110°)	-	APMS 626-J(110°)	-
80-77	"S" SERIES 2500-2600	M874-44TM	-	AR 213	J95126-20TM	J87694-5	APMS 626-2(110°)	-	APMS 626-J(110°)	-
35-82	TRANSTAR; PAYSTAR 4200, 4300, 5000	PR 216	PF 216*	AR 215	NOT TRICO	NOT TRICO	APMP 670-3	APMP 670-3	APMP 670-5	APMP 670-1
80-78	PAYSTAR, TRANSTAR 4300	RB 216	RF 216*	AR 215	NOT TRICO	NOT TRICO	-	-	-	-
77-74	PAYSTAR, TRANSTAR 4270-4370	RB 216	RF 216*	AR 215	AL 300	AL 300	-	-	-	-
73-71	TRANSTAR 4200, 4300	M874-46TM	-	AR 215	AL 300	AL 300	FSVH 718-1	FSVH 718-1	FSVH 718-1	FSVH 718-1
72-69	TRANSTAR DC-400, DCF-400	PR 220	PF 220*	AR 218	J90040-1JL	J90040-1JL	FPH 153-33	FPH 153-33	FPH 153-11	FPH 153-11
68	TRANSTAR DC-400, DCF-400	PR 220	PF 220*	AR 218	J90040-1JL	J90040-1JL	FPH 153-23	FPH 153-25	OBSOLETE	OBSOLETE
78-76	FLEETSTAR A	RB 214	RF 214*	AR 213	AL 300-3	AL 300-3	APMS 609-3(115°)	-	APMS 609-1J(115°)	-
75-72(L)	FLEETSTAR A	RB 214	RF 214*	AR 213	AL 300-3	AL 300-3	APMS 609-3(115°)	-	APMS 609-1J(115°)	-
72(E)-70(L)	FLEETSTAR A	RB 214	RF 214*	AR 213	AL 300-3	AL 300-3	FSC 213-1	-	FSC 213-1	-
70(E)-68	FLEETSTAR A	PR 15-2W	RF 15°	AR 15	J91826-2	J91826-2	FSC 13-1	-	FOR SERVICE USE FSC 213-1	-
67	FLEETSTAR A W/ELEC. MOTOR	PR 15-2W	RF 15°	AR 15	J91826-2	J91826-2	NOT TRICO	-	NOT TRICO	-
74(E)-71	FLEETSTAR D	RB 212	-	AR-211(1)	AL 300-1	AL 300-1	FSC 220-1	-	FSC 220-1	-
70-69	FLEETSTAR D	RB 212	-	AR-211(1)	AL 300-1	AL 300-1	FSC 20-1	-	FOR SERVICE USE FSC 220-1	-
78-63	LOADSTAR W/ELEC. MOTOR	RB 12	RF 12°	AR 11-1	AL 150	AL 150	NOT TRICO	-	NOT TRICO	-
70-67	"R" LINE CABS	RB 212	-	AR 211(1)	AL 300-1	AL 300-1	FPD 482-5	FPD 482-4	FPDP 90-L@	FPDP 90-R@
70-67	METRO	M874-47TM	-	AR 218	AL 300-1	AL 300-1	-	-	-	-

TILT CABS

85-81(L)	CO-9670	PRL 220	PF 220*	-	J98035-187EE	J98035-187EE	APMS 646-10(80°)	APMS 646-10(80°)	APMS 646-8(80°)	APMS 646-6(80°)
81(E)	CO-9670	PRL 220	PF 220*	-	-	-	APMS 646-4(87½°)	APMS 646-4(87½°)	APMS 646-8(80°)	APMS 646-6(80°)
81(E)-79(L)	TRANSTAR	PRL 220	PF 220*	-	J97875-124TM	J97875-124TM	APMP 615-19(85°)	APMP 615-19(85°)	APMP 615-17J(85°)	APMP 615-17J(85°)
79(E)-78	TRANSTAR II (CO-4070B)	PRL 220	PF 220*	-	-	-	APMH 615-11(85°)	APMH 615-11(85°)	APMP 615-13J(85°)	APMP 615-13J(85°)
77-76(L)	TRANSTAR II (CO-4070B)	PR 220	PF 220*	AR 218	-	-	APMH 615-11(85°)	APMH 615-11(85°)	APMP 615-13J(85°)	APMP 615-13J(85°)
76(E)	TRANSTAR II (CO-4070B)	PR 220	PF 220*	AR 218	-	-	APMH 615-11(85°)	APMH 615-11(85°)	APMP 615-13J(85°)	APMP 615-13J(85°)
75(L)	TRANSTAR II (CO-4070B)	PR 220	PF 220*	AR 218	-	-	APMH 615-7(85°)[]	APMH 615-7(85°)[]	APMP 615-13J(85°)	APMP 615-13J(85°)
75(E)-74(L)	TRANSTAR II (CO-4070A)	PR 220	PF 220*	AR 218	-	-	APMH 615-3(85°)[]	APMH 615-3(85°)[]	APMP 615-13J(85°)	APMP 615-13J(85°)
74(E)-71	TRANSTAR II (CO-4070)	PR 220	PF 220*	AR 218	-	-	FSC 212-2	-	FSC 212-2	-
70	TRANSTAR II (CO)	PR 220	PF 220*	AR 218	-	-	FSC 12-2	-	FOR SERVICE USE FSC 212-2	-
82-70	CARGOSTAR	PRL 16-2	RF 16-1*	ARL 16-2	J90826-STM	J90826-STM	FSC 221-2	-	FSC 221-2	-
74-70	UNISTAR	PR 220	PF 220*	AR 218	-	-	-	-	-	-
72-71	CO-190	M874-47TM	-	AR 218	J82126-150TM	J82126-150TM	FPDP 472-4	FPDP 472-4	FPDP 60-L@	FPDP 60-L@

IVECO

85-81	FL SERIES	PRL 222	PF 222*	-	-	-	-	-	-	-
85	AZ 100	38-180	RF 18-1*	ARL 18-2	-	-	-	-	-	-

° FOR BLADES WITH BUTTON RELEASE USE LP REFILL

* REFILL FOR TRICO BLADE LISTED ONLY

[] ORIGINAL EQUIPMENT MOTOR LISTED FOR REPLACEMENT
USE 600 SERIES MOTOR

@ POWER UNIT ONLY

(1) AVAILABLE UNTIL FACTORY STOCK IS DEPLETED

+ USE EXISTING NUT, BOLT AND SHIM

**COMMERCIAL
VEHICLE
IDENTIFICATION**

**WINDSHIELD WIPER PARTS
APPLICATION**



CONTROL	MOTOR VALVE ASSEMBLY	MOTOR PISTON REPAIR KIT	PADDLE & SHAFT OR SHAFT & GEAR ASSEMBLY	KICKER OR VALVE STOP	EXHAUST FITTING	LINKAGE	
						DRIVER'S SIDE	PASSENGER SIDE

-	-	-	-	-	-	-	-
-	-	-	-	-	-	-	-
-	-	-	-	-	J75704-18J	SUPPLIED BY VEHICLE MANUFACTURER	
-	-	-	-	-	J75704-18J	SUPPLIED BY VEHICLE MANUFACTURER	
-	-	-	-	-	-	-	-

J75470-82	SP 1079-36A	-	JR91924-13	J91289-128	J91481-655J	-	-
-	-	-	-	-	-	-	-
J75470-68	SP 1079-36A	-	J91296-9	J91289-5	J91530-635J	J89142-120	-
J75470-68	SP 1079-36A	-	J91296-9	J91289-5	J91530-635J	J89142-111NS	-
J75470-68	SP 1079-36A	-	J91296-9	J91289-5	J91530-635J	J89142-119	-
J75470-68	SP 1079-36A	-	J91296-9	J91289-5	J91530-635J	J89142-96NS	-
J75470-82	SP 1079-36A	-	J91294-13	J91289-128	J91481-655J	-	-
-	-	-	-	-	-	-	-
-	-	-	-	-	-	-	-
JF 1680-2NS	JF 1605-21	SP 1079-26A	-	J90038-4	J75704-1J	-	-
JF 1670-2NS	JF 424-76	SP 1079-5A	JF 1182-42J	JF 1372-15	J75704-1J	-	-
JF 1670-2NS	JF 424-76	SP 1079-5A	JF 1182-42J	JF 1372-15	J75704-1J	-	-
J75470-92	SP 1079-36A	-	J91296-3	J91289-4	J75704-149J	J88988-87J	J88988-87J
J75470-92	SP 1079-36A	-	J91296-3	J91289-4	J75704-149J	J88988-87J	J88988-87J
JF 1720-3NS	JF 1605-21	SP 1079-25A	JF 1676-5	J90038-3	J75704-30J	J88988-68J	J88988-68J
JF 1720-3NS	JF 1605-11	SP 1079-25A	JF 1676-5	J90038-3	J75704-30J	J88988-68J	J88988-68J
-	-	-	-	-	-	J88988-68J	J88988-68J
JF 1720-3NS	JF 1605-21	SP 1079-25A	JF 1676-8	J90038-6	J75704-36J	-	-
JF 1720-3NS	JF 1605-11	SP 1079-25A	JF 1676-8	J90038-6	J75704-32J	-	-
-	-	-	-	-	-	-	-
J75470-2NS	JF 424-56	SP 1079-5A	JF 1376-13J	JF 1372-2	J75704-1J	-	-
-	-	-	-	-	-	-	-

J75470-82	SP 1079-36A	-	J91707-13	J91289-11	J91481-645J	-	-
J75470-82	SP 1079-36A	-	J91707-13	J91289-600	J91481-547J	-	-
J75470-82	SP 1079-36A	-	JR 91507-17	J91289-10	J91481-655J	-	-
J75470-82	SP 1079-36A	-	J91294-17	J91289-10	91481-650J	-	-
J75470-82	SP 1079-36A	-	J91294-17	J91289-10	91481-650J	-	-
J75470-82	SP 1079-36A	-	J91294-17	J91289-10	91481-650J	-	-
J75470-82	SP 1079-36A	-	J91294-17	J91289-10	91481-650J	-	-
J75470-82	SP 1079-36A	-	J91294-17	J91289-10	91481-650J	-	-
JF 1720-3NS	JF 1605-21	SP 1079-25A	JF 1676-3	J90038-1	J75704-18J	J88988-36J	J88988-62J
JF 1720-3NS	JF 1605-11 OE JF 1605-21 SVC.	SP 1079-25A	-	J90038-1	J75704-19J	J88988-36J	J88988-62J
JF 1720-3NS	JF 1605-21	SP 1079-25A	-	J90038-3	J75704-36J	-	-
-	-	-	-	-	-	-	-
JF 1650-6NS	JF 424-56	SP 1079-5A	JF 1376-4J	JF 1372-4	J75704-1J	-	-

-	-	-	-	-	-	-	-
-	-	-	-	-	-	-	-



WINDSHIELD WIPER PARTS APPLICATION

COMMERCIAL
VEHICLE
IDENTIFICATION

YEAR	MODEL	BLADE	REFILL	WINTER BLADE	WIPER ARMS		ORIG. EQUIP. MOTOR ID NO.		SERV. REPL. MOTOR NO.	
					DRIVER'S SIDE	PASS. SIDE	DRIVER'S SIDE	PASS. SIDE	DRIVER'S SIDE	PASS. SIDE

KENWORTH-CONVENTIONAL

85-84	W-900B	M874-55TM	-	AR 213	AVAILABLE ONLY FROM KENWORTH APMS 690-1 SERVICE		APMS 690-1	AVAILABLE ONLY FROM KENWORTH SERVICE		
83-82	W-900	M874-44TM	-	AR 213	J87694-3	J87694-3	NOT TRICO		NOT TRICO	
81-73	W-900 (W/Flat Tapered Shaft)	M874-44TM	-	AR 213	J87694-3	J87694-3	FPODP 525-6S	FPODP 525-6S	FPODP 75L@	FPODP 75L@
72-69	W-900 (W/Flat Tapered Shaft)	M874-44TM	-	AR 213	AL 300-3	AL 300-3	FPODP 525-6S	FPODP 525-6S	FPODP 75L@	FPODP 75L@
68-65	W-900 (W/Flat Tapered Shaft)	M874-44TM	-	AR 213	AL 300-3	AL 300-3	-	-	-	-
76-71	PD. HUSTLER	M874-47TM	-	AR 218	J87570-615	J87570-176	-	-	-	-

COE

84-85	K-100E	RB 220	RF 220*	AR 218	AVAILABLE ONLY FROM KENWORTH APMS 692-2 SERVICE		APMS 681-4	AVAILABLE ONLY FROM KENWORTH SERVICE		
83-78	K-100	RB 220	RF 220*	AR 218	J87874-225	J87874-225	APMS 682-2 RYDER ONLY (APMS 692-2)	APMS 681-2	AVAILABLE ONLY FROM KENWORTH SERVICE	
77-69	K-100 (W/1/4-28 Screw Shaft)	RB 220	RF 220*	AR 218	AL 300-1	AL 300-1	-	-	-	-
77-63	K-100 (W/Flat Tapered Shaft)	RB 218	RF 218*	AR 218	AL 300	AL 300	-	-	-	-
68-63	K-100 (W/1/4-28 Screw Shaft)	RB 218	RF 218*	AR 218	AL 300-1	AL 300-1	-	-	-	-
79-65	K-90 (W/1/4-28 Screw Shaft)	M874-44TM	-	AR 213	AL 300-1	AL 300-1	-	-	-	-

MACK

85-76(L)	R. U & DM	PR 216	PF 216*	AR 215	J87874-136	J87875-117	APMS 614-8(120°)		APMS 614-12J(120°)	
76(E)	R. U & DM	PR 216	PF 216*	AR 215	J87874-136	J87875-117	APMS 614-2(125°)		APMS 614-12J(120°)	
75-74	R. U & DM	PR 216	PF 216*	AR 215	J87874-14	87875-17	APMS 514-2(125°)[]		APMS 614-12J(120°)	
73	R. U	PR 216	PF 216*	AR 215	J87874-14	J87875-17	APMS 514-2(125°)[]		APMS 614-12J(120°)	
73-72	R-3. DM	PR 216	PF 216*	AR 215	J87874-14	J87875-17	FSC 211-16		FSC 211-2 (MOTOR ONLY)	
71-70	R. U	RB 216	RF 216*	AR 215	J 90981-1	J 90982-1	FSC 211-16		FSC 211-2 (MOTOR ONLY)	
81-76	F SERIES	PR 220	PF 220*	AR 218	J90841-107	J90842-107	APMS 602-3(90°)	APMS 602-2(90°)	APMS 602-1J(90°)	APMS 602-J(90°)
75-71	F SERIES	PR 220	PF 220*	AR 218	J90841-107	J90842-107	APMS 502-3(90°)[]	APMS 502-3(90°)[]	APMS 602-1J(90°)	APMS 602-J(90°)
85-84	MH SERIES - COE	PR 220	PF 220	-	AVAILABLE ONLY FROM MACK SERVICE		APMS 662-6(65°)	APMS 662-7(65°)	AVAILABLE ONLY FROM MACK SERVICE	
85-79	MS SERIES - MIDLINER	38-200	RF 20*	ARL 18-2	-	-	-	-	-	-
70-68(L)	F SERIES	RB 220	RF 220*	AR 218	J90841-1	J90842-1	FDC 119-2	FDC 119-3	APMS 602-1J(90°) W/75470-92	APMS 602-J(90°) W/75470-92
68(E)-62	F SERIES	RB 220	RF 220*	AR 218	J90841-1	J90842-1	FDC 119	FDC 119-1	APMS 602-1J(90°) W/75470-92	APMS 602-J(90°) W/75470-92
85-79	CRUISELINER	PR 218	PF 218*	AR 218	J97400-222	J97400-222	APMS 629-2(100°)	APMS 629-3(100°)	APMS 629-6J(100°)	APMS 629-7J(100°)
78-76	CRUISELINER	PR 218	PF 218*	AR 218	J89400-122	J89400-122	APMS 629-2(100°)	APMS 629-3(100°)	APMS 629-6J(100°)	APMS 629-7J(100°)
75	CRUISELINER	PR 218	PF 218*	AR 218	J89400-122	J89400-122	APMH 529-2(90°)[]	APMH 529-3(90°)	APMS 629-6J W/75470-146	APMS 629-7J W/75470-146
74-73	CRUISELINER	PR 218	PF 218*	AR 218	J89400-122	J89400-122	-	-	-	-
85-79(L)	MC-MR	M874-67TM	-	-	J89400-132	J89400-132	FSC 733-2	FSC 733-2	FSC 733	FSC 733
79(E)-77	MC	M874-68TM	-	AR 218	J89400-132	J89400-132	FSC 733-2	FSC 733-2	FSC 733	FSC 733
78-71	MB SERIES	M874-47TM	-	AR 218	J87570-273	J87570-273	FPHP 156-3	FPHP 156-5	FPHP 156-3	FPHP 156-5
75-65	M-60X. M-65XA	M874-46TM	-	AR 215	AL 300	AL 300	FPODP 552	-	-	-
72-60	M-30X	M874-46TM	-	AR 215	AL 300	AL 300	FPODP 509	FPODP 509	FPODP 90R@	FPODP 90R@
78-76	HMM HALF CAB	M874-46TM	-	AR 215	J86350-93	-	APMH 630-2(75°)	-	APMP 630(75°) (Spec. Prod.) w/75470-102	-
75-74	HMM HALF CAB	M874-46TM	-	AR 215	J86350-93	-	APMH 530-2(75°)[]	-	APMP 630(75°) (Spec. Prod.) w/75470-102	-

MAN

85-84	ALL	38-200	RF 20*	ARL 18-2	-	-	-	-	-	-
-------	-----	--------	--------	----------	---	---	---	---	---	---

* REFILL FOR TRICO BLADE LISTED ONLY

[] ORIGINAL EQUIPMENT MOTOR LISTED FOR REPLACEMENT USE 600 SERIES MOTOR

@ POWER UNIT ONLY

COMMERCIAL
VEHICLE
IDENTIFICATION

WINDSHIELD WIPER PARTS
APPLICATION



CONTROL	MOTOR VALVE ASSEMBLY	MOTOR PISTON REPAIR KIT	PADDLE & SHAFT OR SHAFT & GEAR ASSEMBLY	KICKER OR VALVE STOP	EXHAUST FITTING	LINKAGE	
						DRIVER'S SIDE	PASSENGER SIDE

J75470-82	SP 1079-36A	-	91694-102	91289-13	91480-545J	-	-
-	-	-	-	-	-	-	-
JF 1650-6NS	JF 424-56	SP 1079-5A	JF 1376-1K	JF 1372-12	J75704-1J	-	-
JF 1650-6NS	JF 424-56	SP 1079-5A	JF 1376-1K	JF 1372-12	J75704-1J	-	-
-	-	-	-	-	-	-	-
-	-	-	-	-	-	-	-

J75470-82	SP 1079-36A	-	-	-	-	-	-
J75470-82	SP 1079-36A	-	91694-78 Ryder (91694-22)	91289-8 Ryder (91289-11)	J91481-538J Ryder(91480-530J)	-	-
-	-	-	-	-	-	-	-
-	-	-	-	-	-	-	-
-	-	-	-	-	-	-	-
-	-	-	-	-	-	-	-

J75470-70	SP 1079-36A	-	J91296-7	J91289-3	J91530-641J	J89143-82NS	J89142-82NS
J75470-70	SP 1079-36A	-	J91296-7	J91289-2	J75704-147J	J89143-82NS	J89142-82NS
J75470-70	SP 1079-36A	-	J91296-7	J91289-2	J75704-147J	J89143-82NS	J89142-82NS
J75470-70	SP 1079-36A	-	J91296-7	J91289-2	J75704-147J	J89143-82NS	J89142-82NS
JF 1710-1	JF 1605-11	SP 1079-25A	JF 1676-1	J90038	J75704-6J	J89143-82NS	J89142-82NS
JF 1710-1	JF 1605-11	SP 1079-25A	JF 1676-1	J90038	J75704-6J	J89143-82NS	J89142-82NS
J75470-92	SP 1079-36A	-	J91296-1	J91289-9	J75704-40J	J88976-287NS	J88976-287NS
J75470-92	SP 1079-36A	-	J91296-1	J91289-9	J75704-40J	J88976-178NS	J88976-178NS
J75470-180	SP 1079-41A	-	-	-	-	-	-
-	-	-	-	-	-	-	-
JF 1660-6NS OE MOTOR	JF 1510-4	-	-	-	-	J88976-37NS	J88976-37NS
JF 1660-6NS OE MOTOR	JF 1510-4	-	-	-	-	J88976-37NS	J88976-37NS
J75470-146	SP 1079-36A	-	J91296-3	J91289-7	J91530-653J	J89143-120NS	J89143-120NS
J75470-146	SP 1079-36A	-	J91296-3	J91289-7	J91530-653J	J89143-93NS	J89143-93NS
J75470-58 (OE Motor Only)	SP 1079-36A	-	J91296-3	J91289-7	J91530-639J	J89143-93NS	J89143-93NS
-	-	-	-	-	-	-	-
J75470-90	JF 1605-21	SP 1079-25A	JF 1756-3K	J90038-15	J91531-547J	-	-
J75470-90	JF 1605-21	SP 1079-25A	JF 1756-3K	J90038-15	J91531-547J	-	-
JF 1670	JF 424-67	SP 1079-5A	JF 1376-5K	JF 1372-2	J75704-12J	-	-
JF 1650-6NS	JF 424-56	SP 1079-5A	JF 1498-69K	JF 1372-10	J75704-1J	-	-
JF 1650-6NS	JF 424-56	SP 1079-5A	JF 1376-1K	JF 1372-2	J75704-1J	-	-
J75470-56	SP 1079-36A	-	J91294-8	J91289-12	J75704-148J	-	-
J75470-56	SP 1079-36A	-	J91294-8	J91289-12	J75704-148J	-	-

-	-	-	-	-	-	-	-
---	---	---	---	---	---	---	---



WINDSHIELD WIPER PARTS APPLICATION

COMMERCIAL
VEHICLE
IDENTIFICATION

YEAR	MODEL	BLADE	REFILL	WINTER BLADE	WIPER ARMS		ORIG. EQUIP. MOTOR ID NO.		SERV. REPL. MOTOR NO.	
					DRIVER'S SIDE	PASS. SIDE	DRIVER'S SIDE	PASS. SIDE	DRIVER'S SIDE	PASS. SIDE

MARMON

85-76	ALL CONVENTIONAL	M874-44TM	-	AR 213	J87570-271	J87570-271	APMS 628-2(70°)	APMS 628-3(70°)	APMS 628-J(70°)	APMS 628-1J(70°)
75-74	ALL CONVENTIONAL	M874-44TM	-	AR 213	J87570-271	J87570-271	APMH 528-2(70°)[]	APMH 528-3(70°)[]	APMS 628-J(70°) w/75470-68	APMS 628-1J(70°) w/75470-68
85-76	ALL (COE)	PR 218	PF 218*	AR 218	J87570-206	J87570-206	APMS 628-2(70°)	APMS 628-3(70°)	APMS 628-J(70°)	APMS 628-1J(70°)
75-74	ALL (COE)	PR 218	PF 218*	AR 218	J87570-206	J87570-206	APMS 528-2(70°)[]	APMS 528-3(70°)[]	APMS 628-J(70°) w/75470-68	APMS 628-1J(70°) w/75470-68
73-68	ALL (COE)	PR 218	PF 218*	AR 218	J87570-206	J87570-206	FPOP 566	FPOP 566-1	FPOP 80-L@	FPOP 80-R@

MERCEDES

85-79	L-SERIES	38-200	RF-20*	ARL-18-2 WITH PLASTIC ADAPTER	-	-	-	-	-	-
-------	----------	--------	--------	--	---	---	---	---	---	---

OTTAWA TRUCK

85-80	MOST UNITS - OFF HIGHWAY & COMMERCIAL	M874-67TM	-	-	J86350-115	J86350-115	FSC 748-2		FSC 748	
-------	--	-----------	---	---	------------	------------	-----------	--	---------	--

PETERBILT—CONVENTIONAL

85-78(L)	ALL CONVENTIONAL	M874-57TM	-	AR 218	J86350-173	J86350-173	FPOP 586-2S	FPOP 586-2S	FPOP 586-2S	FPOP 586-2S
78(E)-76	ALL CONVENTIONAL	M874-57TM	-	AR 218	J86350-73	J86350-73	FPOP 586-2S	FPOP 586-2S	FPOP 586-2S	FPOP 586-2S
75-73	ALL CONVENTIONAL	M874-46TM	-	AR 215	AL 300-3	AL 300-3	FPOP 441-2	FPOP 441-3	FOR SERVICE USE FPOP 338 FPOP 338-1	

COE

85-81	#362	M874-68TM(3)	-	AR 218(3)	98011-193EE(3)		APMS 665-2, -6(125°)		APMS 665-4	
80-78(L)	ALL	M874-57TM	-	AR 215	J86350-80	J86350-80	FPOP 338	FPOP 338-1	FPOP 338	FPOP 338-1
78(E)	ALL	M874-57TM	-	AR 215	J86350-80	J86350-80	FPOP 441-2	FPOP 441-3	FOR SERVICE USE FPOP 338 FPOP 338-1	
77-69	ALL	M874-57TM	-	AR 215	J86350-175	J86350-175	FPOP 441-2	FPOP 441-3	FOR SERVICE USE FPOP 338 FPOP 338-1	

WESTERN STAR

CONVENTIONAL

85-79	WESTERN STAR W/AIR MOTOR	PR 218	PF 218*	AR 218	J87874-41	J87874-41	APMS 621-14(80°)		APMS 621-16J	
85	WESTERN STAR W/ELECTRIC MOTOR	38-180	RF 18-1*	ARL 18-2	-	-	-	-	-	-

COE

85-79	WESTERN STAR	PR 220	PF 220*	AR 218	J97874-38	J97874-38	APMS 645-4(65°)	APMS 645-4(65°)	APMS 645-J(65°)	APMS 645-J(65°)
-------	--------------	--------	---------	--------	-----------	-----------	-----------------	-----------------	-----------------	-----------------

WHITE—CONVENTIONAL

85-84	CONVENTIONAL (ELECTRIC)	38-200	RF 20*	ARL 18-2	-	-	-	-	-	-
85-76	ROAD BOSS 2	PR 220	PF 220*	AR 218	J87874-35	J87874-35	APMS 636-2(70°)	APMS 636-2(70°)	APMS 636-J(70°)	APMS 636-J(70°)
75	ROAD BOSS 2	PR 220	PF 220*	AR 218	J87874-35	J87874-35	APMH 536(70°)	APMH 536(70°)	APMS 636-J(70°) w/75470-82	APMS 636-J(70°) w/75470-82
78-77	ROAD BOSS W/APMS MOTOR & WET ARMS	PR 216	PF 216*	AR 215	J87874-122	J87874-122	APMS 621-6(80°)		APMS 621-16J(70°)	
76	ROAD BOSS W/APMS MOTOR & WET ARMS	PR 216	PF 216*	AR 215	J87874-122	J87874-122	APMS 621-J(80°)		APMS 621-16J(70°)	
76(E)-73	ROAD BOSS W/APMS MOTOR & WET ARMS	PR 216	PF 216*	AR 215	J87874-122	J87874-122	APMS 521-J(80°)		APMS 621-16J(70°)	

* REFILL FOR TRICO BLADE LISTED ONLY

° FOR BLADES WITH BUTTON RELEASE USE LP REFILL

[] ORIGINAL EQUIPMENT MOTOR LISTED FOR REPLACEMENT
USE 600 SERIES MOTOR

@ POWER UNIT ONLY

COMMERCIAL
VEHICLE
IDENTIFICATION

WINDSHIELD WIPER PARTS
APPLICATION



CONTROL	MOTOR VALVE ASSEMBLY	MOTOR PISTON REPAIR KIT	PADDLE & SHAFT OR SHAFT & GEAR ASSEMBLY	KICKER OR VALVE STOP	EXHAUST FITTING	LINKAGE	
						DRIVER'S SIDE	PASSENGER SIDE

J75470-68	SP 1079-36A	-	J91294-10	J91289-13	J91531-647J	-	-
J75470-68	SP 1079-36A	-	J91294-10	J91289-13	J75704-52J	-	-
J75470-68	SP 1079-36A	-	J91294-10	J91289-13	J91531-647J	-	-
J75470-68	SP 1079-36A	-	J91294-10	J91289-13	J75704-52J	-	-
JF 1650-6NS	JF 424-56	SP 1079-5A	SHAFT ONLY JF 1376-8K	JF 1372-10	J75704-1J	-	-

-	-	-	-	-	-	-	-
---	---	---	---	---	---	---	---

JF 1680-2NS	JF 1605-21	SP 1079-25A	-	J90038-4	J75704-90J	-	-
-------------	------------	-------------	---	----------	------------	---	---

JF 1650-6NS	JF 424-72	SP 1079-5A	SHAFT ONLY JF 1376-3K	JF 1372-10	J75704-39J	-	-
JF 1650-6NS	JF 424-72	SP 1079-5A	SHAFT ONLY JF 1376-2K	JF 1372-10	J75704-39J	-	-
JF 1650-6NS	JF 424-72	SP 1079-5A	SHAFT ONLY JF 1376-2K	JF 1372-2	J75704-1J	-	-

J75470-178	SP 1079-36A	-	J91696-10	J91289-2	J91481-552J	AVAILABLE FROM VEHICLE MFG ONLY	
JF 1650-6NS	JF 424-72	SP 1079-5A	SHAFT ONLY JF 1376-2K	JF 1372-2	J75704-1J	-	-
JF 1650-6NS	JF 424-72	SP 1079-5A	SHAFT ONLY JF 1376-2K	JF 1372-2	J75704-1J	-	-
JF 1650-6NS	JF 424-72	SP 1079-5A	SHAFT ONLY JF 1376-2K	JF 1372-2	J75704-1J	-	-

J75470-82	SP 1079-36A	-	J91296-6	J91289-13	J91480-547J	J89143-121NS	J89142-104NS
-----------	-------------	---	----------	-----------	-------------	--------------	--------------

J75470-82	SP 1079-36A	-	J91507-17	J91289-14	J91531-540J	-	-
-----------	-------------	---	-----------	-----------	-------------	---	---

J75470-82	SP 1079-36A	-	J91694-16	J91289-13	J91531-535J	-	-
J75470-82	SP 1079-36A	-	J91694-16	J91289-13	J91531-535J	-	-
J75470-82	SP 1079-36A	-	J91296-6	J91289-11	J91530-535J	J89143-100NS	J89142-104NS
J75470-82	SP 1079-36A	-	-	-	-	J89143-100NS	J89142-104NS
J75470-82	SP 1079-36A	-	J91296-6	J91289-11	J75704-149J	J89143-100NS	J89142-104NS



WINDSHIELD WIPER PARTS APPLICATION

COMMERCIAL
VEHICLE
IDENTIFICATION

YEAR	MODEL	BLADE	REFILL	WINTER BLADE	WIPER ARMS		ORIG. EQUIP. MOTOR ID NO.		SERV. REPL. MOTOR NO.	
					DRIVER'S SIDE	PASS. SIDE	DRIVER'S SIDE	PASS. SIDE	DRIVER'S SIDE	PASS. SIDE

WHITE—CONVENTIONAL (Continued)

76-73	ROAD BOSS W/APMS MOTOR & STANDARD ARMS	PR 216	PF 216*	AR 215	J87874-22	J87874-22	APMS 521(80°)		APMS 621-16J(70°)	
78-76(L)	ROAD BOSS W/FPDP MOTOR & WET ARMS	PR 216	PF 216*	AR 215	J87694-12	J87694-12	FPDP 546		FPDP 90-L@	
76(E)-73	ROAD BOSS W/FPDP & STD. ARMS	PRL 16-2	RF 16-1*	ARL 16-2	J89817-145TM	J89817-145TM	FPDP 546		FPDP 90-L@	
73(E)-70	4000, 9000	PRL 16-2	RF 16-1*	ARL 16-2	J90826-4TM	J90826-4TM	FPDP 546		FPDP 90-L@	

WHITE—COE

85-75	ROAD EXPEDITOR II	PR 220	PF 220*	AR 218	J87874-35	J87874-35	APMS 636-2	APMS 636-2	APMS 636-J	APMS 636-J
85-76	ROAD COMMANDER 2	PR 220	PF 220*	AR 218	J87874-34	J87874-34	APMS 636-2(70°)	APMS 636-2(70°)	APMS 636-J(70°)	APMS 636-J(70°)
75	ROAD COMMANDER 2	PR 220	PF 220*	AR 218	J87874-34	J87874-34	APMH 536-2(70°)[1]	AMPH 536-2(70°)[1]	APMS 636-J(70°) w/75470-82	APMS 636-J(70°) w/75470-82
74-71	7000 ROAD COMMANDER W/FPDP	PR 218	PF 218*	AR 218	J87874-104	J87874-104	FPDP 282-1	FPDP 282	FPDP 126-R@(1)	FPDP 126-L@(1)

VOLVO

85-80	N-10	38-160	RF 16-1*	ARL 16-2	-	-	-	-	-	-
80-79	F-86	38-180	RF 18-1*	ARL 18-2	-	-	-	-	-	-

FOOTNOTES:

- @ - Power Unit Only
- ° - For Blades With Button Release Use LP Refill
- * - Refill For Trico Blade Listed Only
- [] - Original Equipment Motor Listed For Replacement Use 600 Series Motor
- °° - Original Arm And Blade Are Inseparable, Replace With New Arm And Blade Or Use Refill
- + - Use Existing Nut, Bolt And Shim
- (A) - Turbine Washer Pump Must Be Used With Dual Control
- (1) - Available Until Factory Stock Is Depleted

COMMERCIAL
VEHICLE
IDENTIFICATION

WINDSHIELD WIPER PARTS
APPLICATION



CONTROL	MOTOR VALVE ASSEMBLY	MOTOR PISTON REPAIR KIT	PADDLE & SHAFT OR SHAFT & GEAR ASSEMBLY	KICKER OR VALVE STOP	EXHAUST FITTING	LINKAGE	
						DRIVER'S SIDE	PASSENGER SIDE

J75470-82	SP 1079-36A	-	J91296-6	J91289-11	J75704-149J	J89143-89NS	J89142-89NS
JF 1650-6NS	JF 424-56	SP 1079-5A	JF 1182-50J	JF 1372-2	J75704-14J	J89143-102NS	J89142-105NS
JF 1650-6NS	JF 424-56	SP 1079-5A	JF 1182-50J	JF 1372-2	J71704-14J	J89143-102NS	J89142-105NS
JF 1650-6NS	JF 424-56	SP 1079-5A	JF 1182-50J	JF 1372-2	J75704-14J		

J75470-82	SP 1079-36A	-	J91694-16	J91289-13	J91531-535J	-	-
J75470-82	SP 1079-36A	-	J91694-16	J91289-13	J91531-535J	-	-
J75470-82	SP 1079-36A	-	J91694-16	J91289-13	J91531-535J	-	-
JF 1650-6NS	JF 424-56	SP 1079-5A	D.S. JF 1182-41J(1) P.S. JF 1182-40J(1)	JF 1372-16	J75704-1J	-	-

-	-	-	-	-	-	-	-
-	-	-	-	-	-	-	-

**Next time you need clear vision,
remember...Don't compromise.
Don't take a chance. Depend on
Trico Heavy Duty Products.**